

2022 WAGONER COUNTY ASSESSOR'S OFFICE REPORT TO THE EXCISE BOARD

07/27/2022

City/Village									
DISTRICT	DESCRIPTION	PERSONAL PROPERTY	REAL PROPERTY	PUBLIC SERVICE	TOTAL VALUATION	HOMESTEAD EXEMPTIONS	OTHER EXEMPTIONS	NET VALUATION	NET VALUATION
T017	COWETA CITY	51,799,061	64,332,660	6,632,721	122,764,442	1,703,489	1,167,439	119,893,514	119,893,514
T019	WAGONER CITY	5,602,941	39,334,689	2,858,541	47,796,171	1,344,775	793,684	45,657,712	45,657,712
T011	OKAY CITY	281,907	1,699,417	306,753	2,288,077	116,289	37,409	2,134,379	2,134,379
T0M2	BIXBY CITY-HASKELL SCHOO	108,693	522,513	3,754	634,960	7,000	57,582	570,378	570,378
T0R2	CATOOSA CITY	391,058	7,551,854	187,167	8,130,079	189,000	43,004	7,898,075	7,898,075
T0T3	BROKEN ARROW CITY	18,136,574	179,815,882	6,632,934	204,585,390	3,993,119	3,455,456	197,136,815	197,136,815
T0T4	BIXBY CITY-BIXBY SCHOOL	1,651	1,483,571	71,648	1,556,870	45,000	27,244	1,484,626	1,484,626
TCR2	CATOOSA SCHOOL/TULSA CIT	370,034	441,563	141,351	952,948	8,000	0	944,948	944,948
TCT1	TULSA SCHOOLS/TULSA CITY	1,297	104,646	101,879	207,822	3,000	0	204,822	204,822
TCT3	BROKEN ARROW SCHOOL/TULS	2,239	96,982	2,637,078	2,736,299	0	0	2,736,299	2,736,299
TP65	PORTER CITY	137,120	1,970,446	513,960	2,621,526	122,006	95,381	2,404,139	2,404,139
TR65	REDBIRD CITY	14,228	295,027	131,886	441,141	20,945	14,843	405,353	405,353
TT65	TULLAHASSEE CITY	9,460	191,820	85,529	286,809	19,478	19,674	247,657	247,657
<b>CITY/VILLAGE TOTAL VALUATION</b>		<b>76,856,263</b>	<b>297,841,070</b>	<b>20,305,201</b>	<b>395,002,534</b>	<b>7,572,101</b>	<b>5,711,716</b>	<b>381,718,717</b>	<b>381,718,717</b>

Comm-College									
DISTRICT	DESCRIPTION	PERSONAL PROPERTY	REAL PROPERTY	PUBLIC SERVICE	TOTAL VALUATION	HOMESTEAD EXEMPTIONS	OTHER EXEMPTIONS	NET VALUATION	NET VALUATION
V004	MUSKOGEE CNTY VO-TECH	20,581,430	260,261,050	28,815,487	309,657,967	8,169,314	7,579,566	293,909,087	293,909,087
V011	ROGERS CNTY VO-TECH	173,520	2,728,113	110,997	3,012,630	141,877	73,715	2,797,038	2,797,038
V018	TULSA CNTY VO-TECH	72,149,140	381,917,276	21,543,246	475,609,662	9,031,111	7,733,561	458,844,990	458,844,990
<b>COMM-COLLEGE TOTAL VALUATION</b>		<b>92,904,090</b>	<b>644,906,439</b>	<b>50,469,730</b>	<b>788,280,259</b>	<b>17,342,302</b>	<b>15,386,842</b>	<b>755,551,115</b>	<b>755,551,115</b>

County									
DISTRICT	DESCRIPTION	PERSONAL PROPERTY	REAL PROPERTY	PUBLIC SERVICE	TOTAL VALUATION	HOMESTEAD EXEMPTIONS	OTHER EXEMPTIONS	NET VALUATION	NET VALUATION
C001	WAGONER COUNTY	92,904,090	644,906,439	50,469,730	788,280,259	17,342,302	15,386,842	755,551,115	755,551,115
<b>COUNTY TOTAL VALUATION</b>		<b>92,904,090</b>	<b>644,906,439</b>	<b>50,469,730</b>	<b>788,280,259</b>	<b>17,342,302</b>	<b>15,386,842</b>	<b>755,551,115</b>	<b>755,551,115</b>

School									
DISTRICT	DESCRIPTION	PERSONAL PROPERTY	REAL PROPERTY	PUBLIC SERVICE	TOTAL VALUATION	HOMESTEAD EXEMPTIONS	OTHER EXEMPTIONS	NET VALUATION	NET VALUATION



2022 WAGONER COUNTY ASSESSOR'S OFFICE REPORT TO THE EXCISE BOARD

07/27/2022

I, SANDY HODGES, Assessor of WAGONER County Oklahoma, do hereby certify that the foregoing is a true and correct statement of valuations for Real Estate, Personal Property, Public Service and Homestead Exemptions as certified by the State Board of Equalization and shown by the records in the County Assessor's office. Subscribed by my name and affixed the seal of the County Assessors office on this day of 07/27/2022.

State of Oklahoma )  
                                  ) SS  
WAGONER County )

SANDY HODGES  
County Assessor  
WAGONER County



I, County Clerk of WAGONER County Oklahoma, do hereby certify that the above is a true, correct and complete list of the valuations of WAGONER County Oklahoma as certified by the WAGONER County Assessor's office.



Seal

Excise Board: Frank Hollingsworth Louie Hendricks

8/2/22  
Date



Real	Count	Value
Agricultural	53	542,526
Commercial	287	11,713,996
Residential	3,869	52,076,138
<b>Total Real Value</b>	<b>4,209</b>	<b>64,332,660</b>
Homestead	1,618	1,703,489
Veteran	67	1,167,439
Other	0	0
<b>Total Exempt</b>	<b>1,772</b>	<b>2,870,928</b>

TIF Increment Value

Net Assessed 61,461,732

Net Assessed Under Protest

Senior Freeze	498	4,102,120
Capped Parcels	3,299	22,026,496

Personal	Count	Value
Agricultural	14	291,199
Commercial	264	51,411,325
Mobile Home	42	101,319
<b>Total Personal</b>	<b>320</b>	<b>51,803,843</b>
<b>Total Exempt</b>	<b>3</b>	<b>4,782</b>

TIF Increment Value

Net Assessed 51,799,061

Net Assessed Under Protest

Public Service	Count	Value
<b>Total PS Value</b>	<b>17</b>	<b>6,632,721</b>

TIF Increment Value

Net Assessed 6,632,721

**District Totals**

Total Gross Value	122,769,224
Homestead Loss	1,703,489
Other Exemption Loss	1,172,221


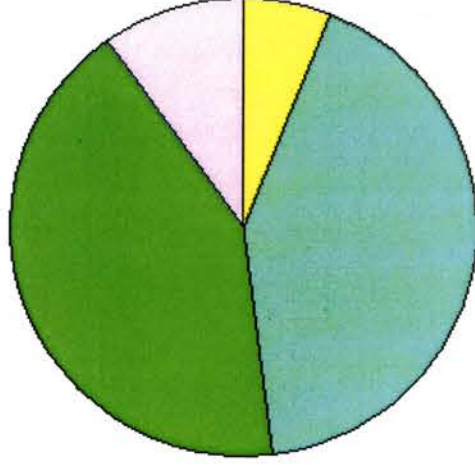
TIF Increment Value

Retained TIF Value

Net Assessed Value 119,893,514

Net Assessed Under Protest

\* Public Service Protections Values are not included on this report.



Real	Count	Value
Agricultural	30	73,860
Commercial	389	11,614,460
Residential	3,629	27,646,369
<b>Total Real Value</b>	<b>4,048</b>	<b>39,334,689</b>
Homestead	1,238	1,344,775
Veteran	68	793,684
Other	0	0
<b>Total Exempt</b>	<b>1,418</b>	<b>2,138,459</b>

TIF Increment Value

Net Assessed 37,196,230

Net Assessed Under Protest

Senior Freeze	641	4,138,402
Capped Parcels	3,113	32,700,972

Personal	Count	Value
Agricultural	9	8,430
Commercial	277	6,270,276
Mobile Home	92	212,249
<b>Total Personal</b>	<b>378</b>	<b>6,490,955</b>
<b>Total Exempt</b>	<b>13</b>	<b>888,014</b>

TIF Increment Value

Net Assessed 5,602,941

Net Assessed Under Protest

Public Service	Count	Value
<b>Total PS Value</b>	<b>15</b>	<b>2,858,541</b>

TIF Increment Value

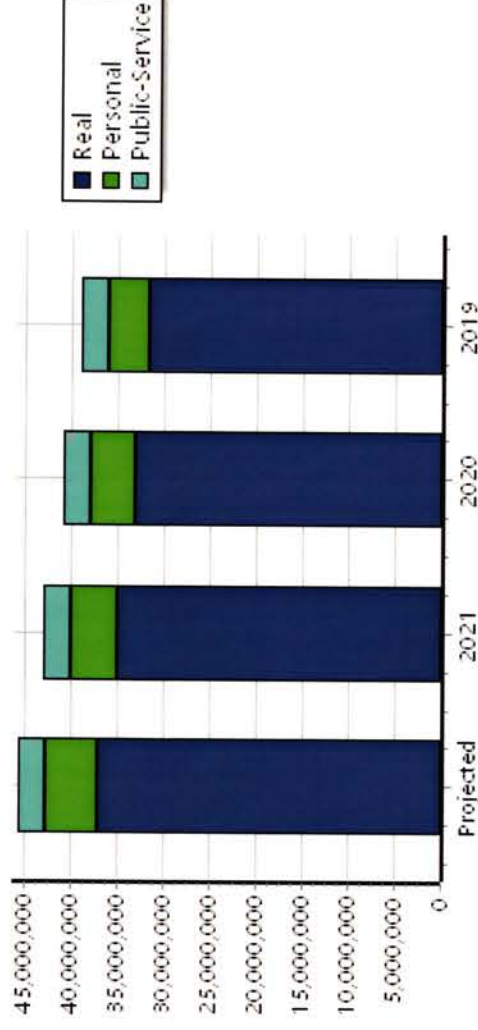
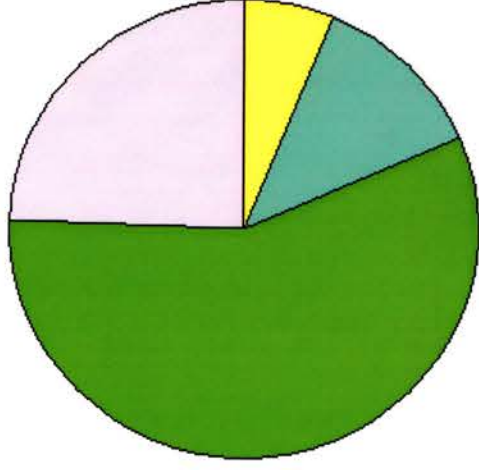
Net Assessed 2,858,541

**District Totals**

Total Gross Value	48,684,185
Homestead Loss	1,344,775
Other Exemption Loss	1,681,698
<b>TIF Increment Value</b>	
<b>Retained TIF Value</b>	
<b>Net Assessed Value</b>	<b>45,657,712</b>

Net Assessed Under Protest

\* Public Service Proteasts Values are not included on this report.



Real	Count	Value
Agricultural	9	54,587
Commercial	24	345,062
Residential	618	1,299,768
<b>Total Real Value</b>	<b>651</b>	<b>1,699,417</b>
Homestead	106	116,289
Veteran	5	37,409
Other	0	0
<b>Total Exempt</b>	<b>123</b>	<b>153,698</b>

**TIF Increment Value**

**Net Assessed 1,545,719**

**Net Assessed Under Protest**

Senior Freeze	41	217,765
Capped Parcels	519	1,630,295

Personal	Count	Value
Agricultural	1	79
Commercial	21	85,965
Mobile Home	39	195,863
<b>Total Personal</b>	<b>61</b>	<b>281,907</b>
<b>Total Exempt</b>	<b>0</b>	<b>0</b>

**TIF Increment Value**

**Net Assessed 281,907**

**Net Assessed Under Protest**

Public Service	Count	Value
<b>Total PS Value</b>	<b>9</b>	<b>306,753</b>

**TIF Increment Value**

**Net Assessed 306,753**

**District Totals**

Total Gross Value	2,288,077
Homestead Loss	116,289
Other Exemption Loss	37,409

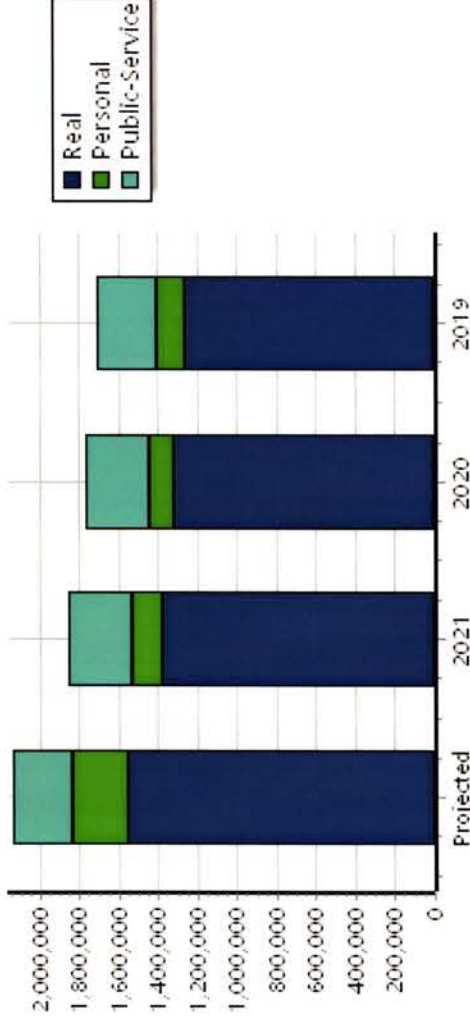
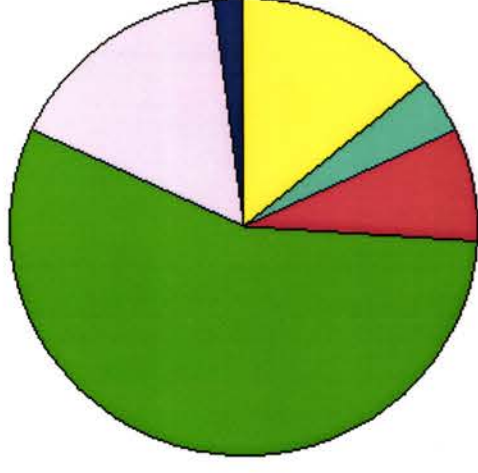
**TIF Increment Value**

**Retained TIF Value**

**Net Assessed Value 2,134,379**

**Net Assessed Under Protest**

\*Public Service Protections Values are not included on this report.





Real	Count	Value
Agricultural	15	79,135
Commercial	1	5,600
Residential	25	437,778
<b>Total Real Value</b>	<b>41</b>	<b>522,513</b>
Homestead	7	7,000
Veteran	2	57,582
Other	0	0
<b>Total Exempt</b>	<b>9</b>	<b>64,582</b>

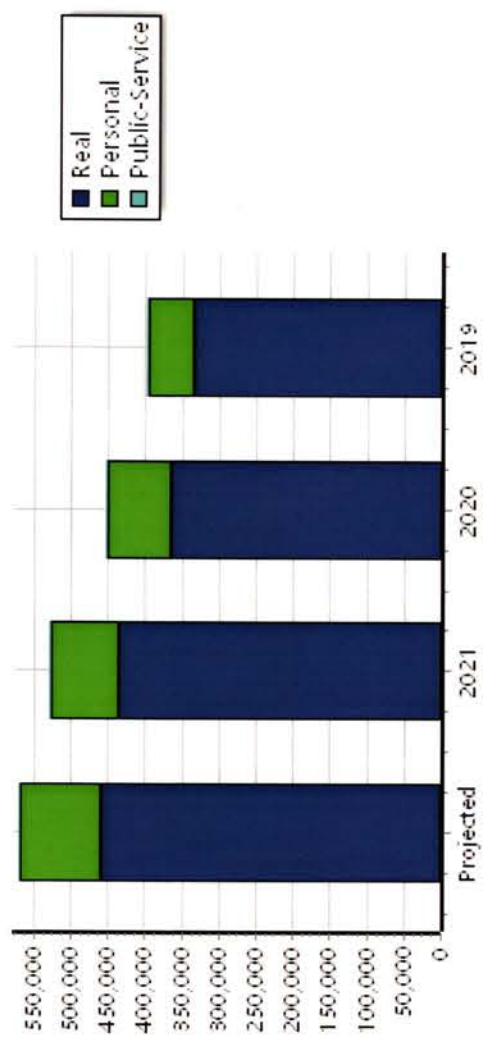

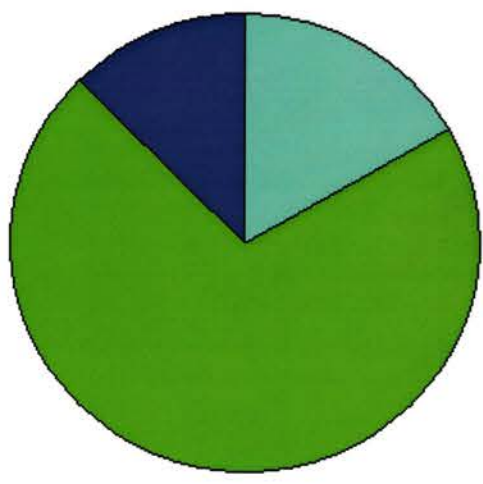
<b>TIF Increment Value</b>		
<b>Net Assessed</b>		<b>457,931</b>
<b>Net Assessed Under Protest</b>		
Senior Freeze	2	36,940
Capped Parcels	25	228,438

Personal	Count	Value
Agricultural	1	1,224
Commercial	3	107,469
Mobile Home	0	0
<b>Total Personal</b>	<b>4</b>	<b>108,693</b>
<b>Total Exempt</b>	<b>0</b>	<b>0</b>
<b>TIF Increment Value</b>		
<b>Net Assessed</b>		<b>108,693</b>
<b>Net Assessed Under Protest</b>		

Public Service	Count	Value
<b>Total PS Value</b>	<b>1</b>	<b>3,754</b>
<b>TIF Increment Value</b>		
<b>Net Assessed</b>		<b>3,754</b>

District Totals	
Total Gross Value	634,960
Homestead Loss	7,000
Other Exemption Loss	57,582
<b>TIF Increment Value</b>	
<b>Retained TIF Value</b>	
<b>Net Assessed Value</b>	<b>570,378</b>
<b>Net Assessed Under Protest</b>	

\* Public Service Proteests Values are not included on this report.



Real	Count	Value
Agricultural	2	5,826
Commercial	27	3,757,516
Residential	510	3,788,512
<b>Total Real Value</b>	<b>539</b>	<b>7,551,854</b>
Homestead	176	189,000
Veteran	6	43,004
Other	0	0
<b>Total Exempt</b>	<b>195</b>	<b>232,004</b>

TIF Increment Value

Net Assessed 7,319,850

Net Assessed Under Protest

Senior Freeze	74	363,308
Capped Parcels	410	3,420,292

Personal	Count	Value
Agricultural	0	0
Commercial	31	168,319
Mobile Home	44	222,739
<b>Total Personal</b>	<b>75</b>	<b>391,058</b>
<b>Total Exempt</b>	<b>0</b>	<b>0</b>

TIF Increment Value

Net Assessed 391,058

Net Assessed Under Protest

Public Service	Count	Value
<b>Total PS Value</b>	<b>6</b>	<b>187,167</b>

TIF Increment Value

Net Assessed 187,167

**District Totals**

Total Gross Value	8,130,079
Homestead Loss	189,000
Other Exemption Loss	43,004

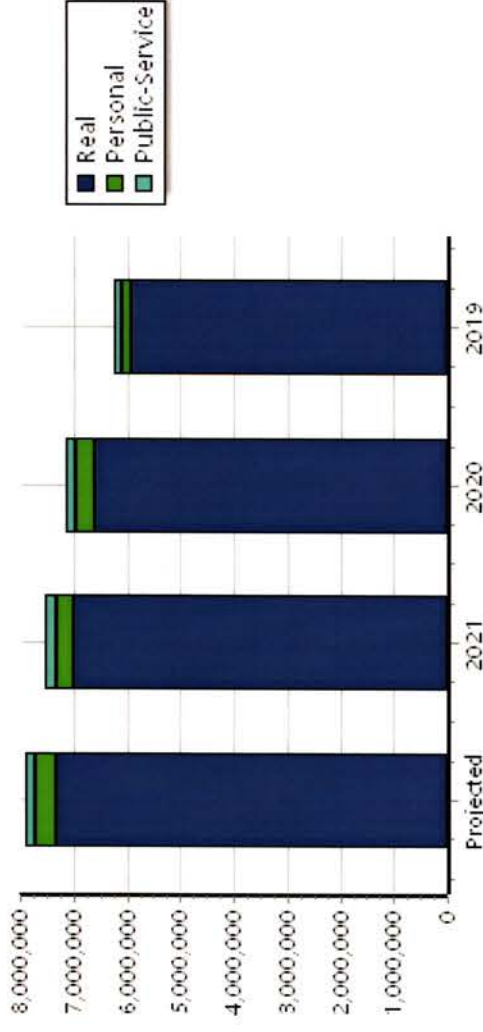
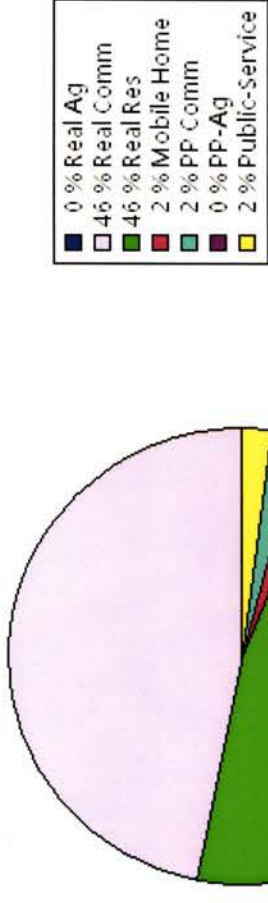
TIF Increment Value

Retained TIF Value

Net Assessed Value 7,898,075

Net Assessed Under Protest

\* Public Service Protests Values are not included on this report.





Real	Count	Value
Agricultural	253	3,186,264
Commercial	259	22,709,592
Residential	7,585	154,308,774
<b>Total Real Value</b>	<b>8,097</b>	<b>180,204,630</b>
Homestead	3,908	3,993,119
Veteran	140	3,455,456
Other	0	0
<b>Total Exempt</b>	<b>4,135</b>	<b>7,448,575</b>
<b>TIF Increment Value</b>		<b>388,748</b>
<b>Net Assessed</b>		<b>172,367,307</b>
<b>Net Assessed Under Protest</b>		

Senior Freeze	845	6,906,137
Capped Parcels	5,934	52,738,153

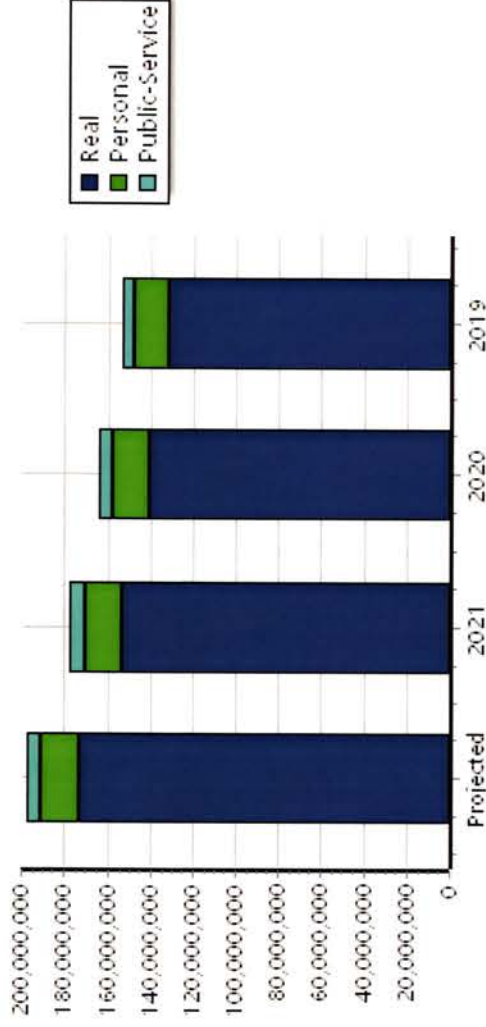
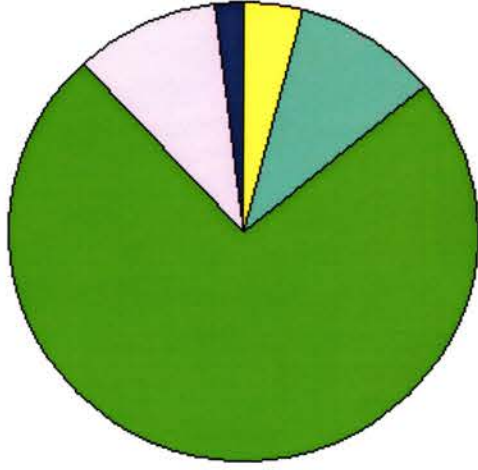
Personal	Count	Value
Agricultural	5	3,845
Commercial	253	19,951,182
Mobile Home	395	1,738,199
<b>Total Personal</b>	<b>653</b>	<b>21,693,226</b>
<b>Total Exempt</b>	<b>34</b>	<b>3,556,652</b>
<b>TIF Increment Value</b>		<b>0</b>
<b>Net Assessed</b>		<b>18,136,574</b>
<b>Net Assessed Under Protest</b>		

Public Service	Count	Value
<b>Total PS Value</b>	<b>15</b>	<b>6,632,934</b>
<b>TIF Increment Value</b>		<b>0</b>
<b>Net Assessed</b>		<b>6,632,934</b>

District Totals	
Total Gross Value	208,530,790
Homestead Loss	3,993,119
Other Exemption Loss	7,012,108
<b>TIF Increment Value</b>	<b>388,748</b>
<b>Retained TIF Value</b>	
<b>Net Assessed Value</b>	<b>197,136,815</b>

**Net Assessed Under Protest**

\* Public Service Proteests Values are not included on this report.



**TIF Project Summary**

Code	Description	Expires	Base Value	Increment Value	Retained Inc	Total Value
1	BROKEN ARROW TIF	2030	1,633	388,748	0	390,381
<b>Total TIF Valuation :</b>						<b>390,381</b>

Real	Count	Value
Agricultural	0	0
Commercial	0	0
Residential	87	1,483,571
<b>Total Real Value</b>	<b>87</b>	<b>1,483,571</b>
Homestead	45	45,000
Veteran	1	27,244
Other	0	0
<b>Total Exempt</b>	<b>46</b>	<b>72,244</b>

TIF Increment Value

Net Assessed 1,411,327

Net Assessed Under Protest

Senior Freeze 7 78,709  
 Capped Parcels 53 228,092

Personal	Count	Value
Agricultural	0	0
Commercial	3	1,651
Mobile Home	0	0
<b>Total Personal</b>	<b>3</b>	<b>1,651</b>
<b>Total Exempt</b>	<b>0</b>	<b>0</b>

TIF Increment Value

Net Assessed 1,651

Net Assessed Under Protest

Public Service	Count	Value
<b>Total PS Value</b>	<b>2</b>	<b>71,648</b>

TIF Increment Value

Net Assessed 71,648

**District Totals**

Total Gross Value	1,556,870
Homestead Loss	45,000
Other Exemption Loss	27,244


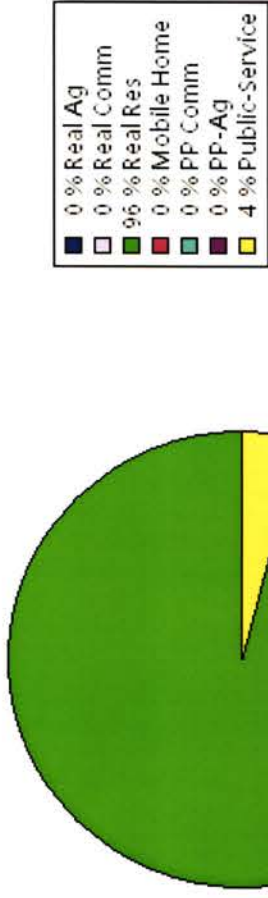
TIF Increment Value

Retained TIF Value

Net Assessed Value 1,484,626

Net Assessed Under Protest

\* Public Service Protections Values are not included on this report.



Real	Count	Value
Agricultural	29	157,711
Commercial	8	213,771
Residential	10	70,081
<b>Total Real Value</b>	<b>47</b>	<b>441,563</b>
Homestead	8	8,000
Veteran	0	0
Other	0	0
<b>Total Exempt</b>	<b>8</b>	<b>8,000</b>

TIF Increment Value  
 Net Assessed 433,563  
 Net Assessed Under Protest

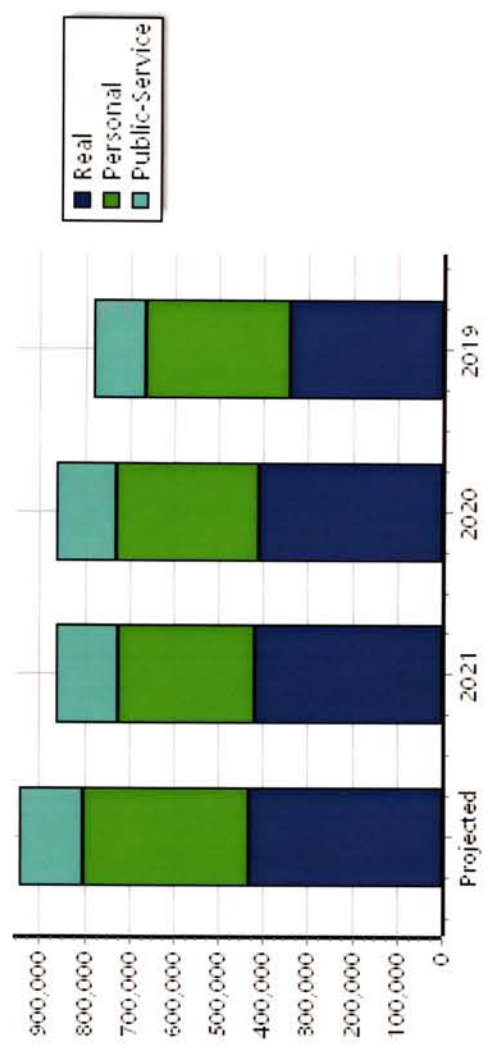
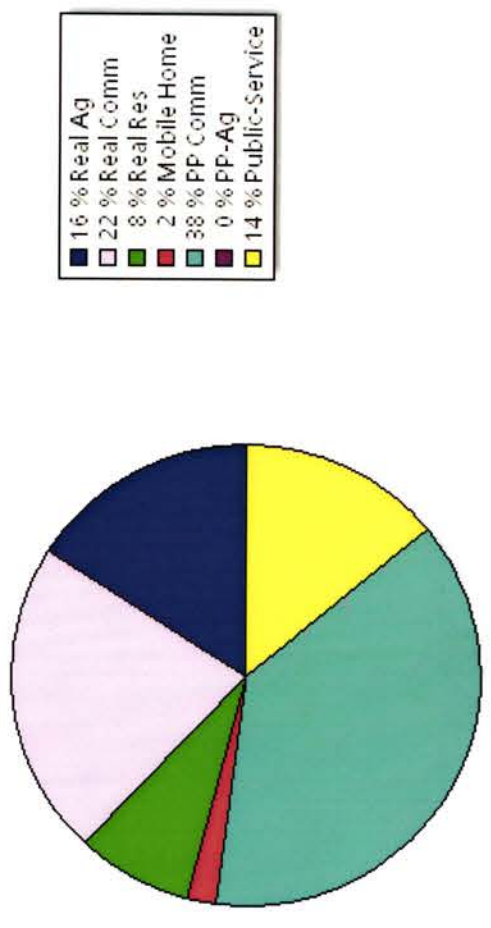
Senior Freeze	3	29,547
Capped Parcels	33	535,478

Personal	Count	Value
Agricultural	0	0
Commercial	6	358,427
Mobile Home	2	11,607
<b>Total Personal</b>	<b>8</b>	<b>370,034</b>
<b>Total Exempt</b>	<b>0</b>	<b>0</b>
TIF Increment Value		370,034
Net Assessed		370,034
Net Assessed Under Protest		

Public Service	Count	Value
<b>Total PS Value</b>	<b>5</b>	<b>141,351</b>
TIF Increment Value		141,351
Net Assessed		141,351

District Totals	Value
Total Gross Value	952,948
Homestead Loss	8,000
Other Exemption Loss	0
TIF Increment Value	
Retained TIF Value	
Net Assessed Value	944,948
Net Assessed Under Protest	

\* Public Service Protests Values are not included on this report.





Real	Count	Value
Agricultural	10	70,412
Commercial	0	0
Residential	5	34,234
<b>Total Real Value</b>	<b>15</b>	<b>104,646</b>
Homestead	3	3,000
Veteran	0	0
Other	0	0
<b>Total Exempt</b>	<b>3</b>	<b>3,000</b>

TIF Increment Value

Net Assessed 101,646

Net Assessed Under Protest

Senior Freeze 3 36,551  
Capped Parcels 7 38,048

Personal	Count	Value
Agricultural	0	0
Commercial	3	44
Mobile Home	1	1,253
<b>Total Personal</b>	<b>4</b>	<b>1,297</b>
<b>Total Exempt</b>	<b>0</b>	<b>0</b>

TIF Increment Value

Net Assessed 1,297

Net Assessed Under Protest

Public Service	Count	Value
<b>Total PS Value</b>	<b>7</b>	<b>101,879</b>

TIF Increment Value

Net Assessed 101,879

**District Totals**

Total Gross Value	207,822
Homestead Loss	3,000
Other Exemption Loss	0


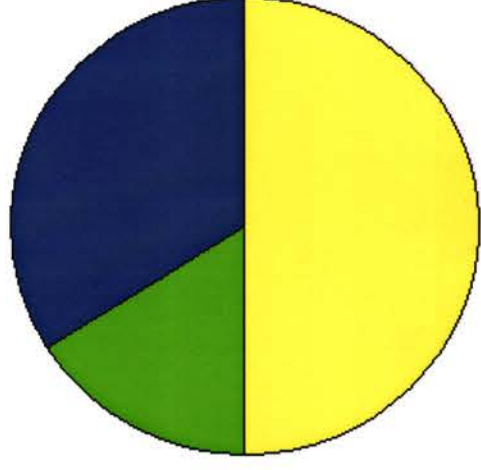
TIF Increment Value

Retained TIF Value

Net Assessed Value 204,822

Net Assessed Under Protest

\* Public Service Proteests Values are not included on this report.



Real	Count	Value
Agricultural	13	96,982
Commercial	0	0
Residential	0	0
<b>Total Real Value</b>	<b>13</b>	<b>96,982</b>
Homestead	0	0
Veteran	0	0
Other	0	0
<b>Total Exempt</b>	<b>0</b>	<b>0</b>

**TIF Increment Value**

**Net Assessed** 96,982

**Net Assessed Under Protest**

Senior Freeze 0 0  
 Capped Parcels 7 204,685

Personal	Count	Value
Agricultural	0	0
Commercial	2	2,239
Mobile Home	0	0
<b>Total Personal</b>	<b>2</b>	<b>2,239</b>
<b>Total Exempt</b>	<b>0</b>	<b>0</b>

**TIF Increment Value**

**Net Assessed** 2,239

**Net Assessed Under Protest**

Public Service	Count	Value
<b>Total PS Value</b>	<b>7</b>	<b>2,637,078</b>

**TIF Increment Value**

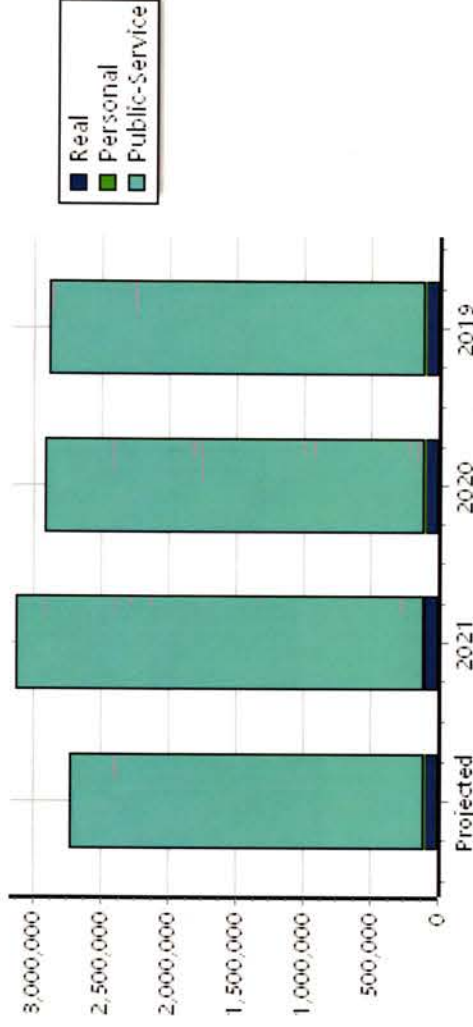

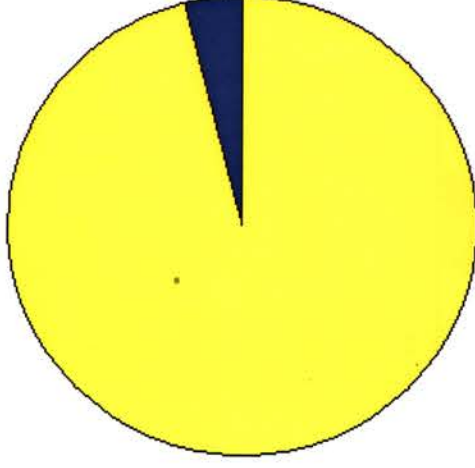
**Net Assessed** 2,637,078

**District Totals**

Total Gross Value	2,736,299
Homestead Loss	0
Other Exemption Loss	0
<b>TIF Increment Value</b>	
<b>Retained TIF Value</b>	
<b>Net Assessed Value</b>	<b>2,736,299</b>

**Net Assessed Under Protest**

\* Public Service Protests Values are not included on this report.



Real	Count	Value
Agricultural	21	155,868
Commercial	36	348,846
Residential	622	1,465,732
<b>Total Real Value</b>	<b>679</b>	<b>1,970,446</b>
Homestead	113	122,006
Veteran	11	95,381
Other	0	0
<b>Total Exempt</b>	<b>135</b>	<b>217,387</b>

**TIF Increment Value**

**Net Assessed 1,753,059**

**Net Assessed Under Protest**

Senior Freeze	47	218,236
Capped Parcels	676	1,855,911

Personal	Count	Value
Agricultural	3	1,257
Commercial	23	48,579
Mobile Home	29	87,284
<b>Total Personal</b>	<b>55</b>	<b>137,120</b>
<b>Total Exempt</b>	<b>0</b>	<b>0</b>

**TIF Increment Value**

**Net Assessed 137,120**

**Net Assessed Under Protest**

Public Service	Count	Value
<b>Total PS Value</b>	<b>10</b>	<b>513,960</b>

**TIF Increment Value**

**Net Assessed 513,960**

**District Totals**

Total Gross Value	2,621,526
Homestead Loss	122,006
Other Exemption Loss	95,381

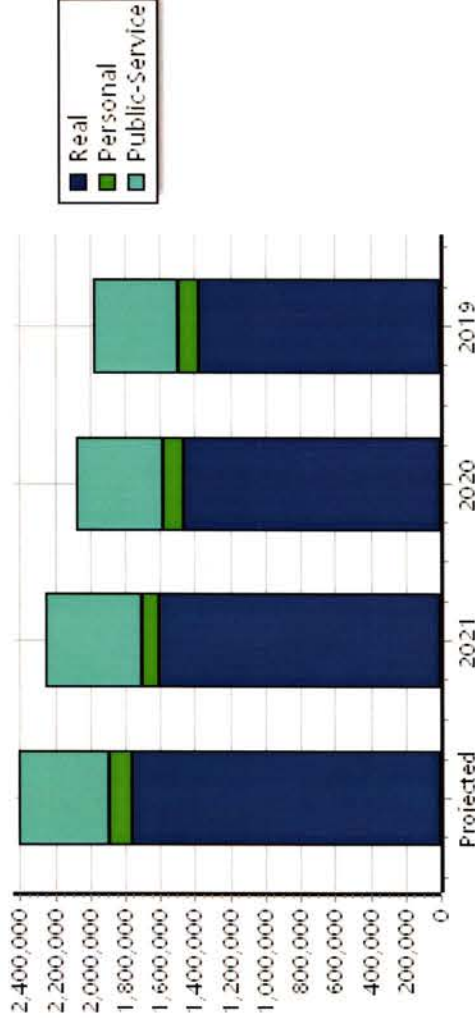
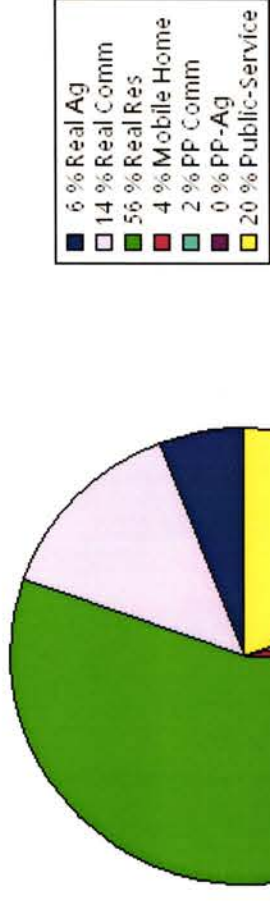
**TIF Increment Value**

**Retained TIF Value**

**Net Assessed Value 2,404,139**

**Net Assessed Under Protest**

\* Public Service Proteasts Values are not included on this report.





Real	Count	Value
Agricultural	0	0
Commercial	4	28,963
Residential	1,623	266,064
<b>Total Real Value</b>	<b>1,627</b>	<b>295,027</b>
Homestead	22	20,945
Veteran	2	14,843
Other	0	0
<b>Total Exempt</b>	<b>26</b>	<b>35,788</b>

TIF Increment Value

Net Assessed 259,239

Net Assessed Under Protest

Senior Freeze	7	12,544
Capped Parcels	1,602	294,953

Personal	Count	Value
Agricultural	1	401
Commercial	4	177
Mobile Home	4	13,650
<b>Total Personal</b>	<b>9</b>	<b>14,228</b>
<b>Total Exempt</b>	<b>0</b>	<b>0</b>

TIF Increment Value

Net Assessed 14,228

Net Assessed Under Protest

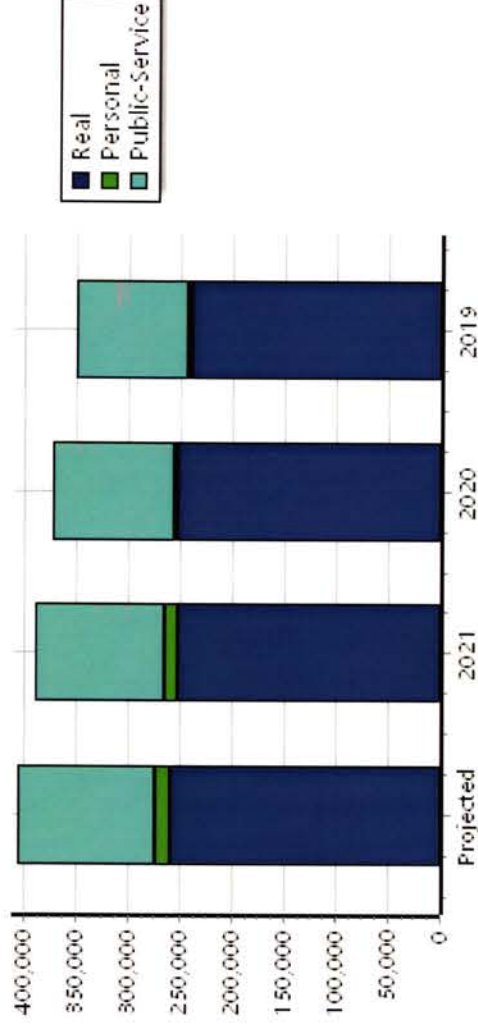
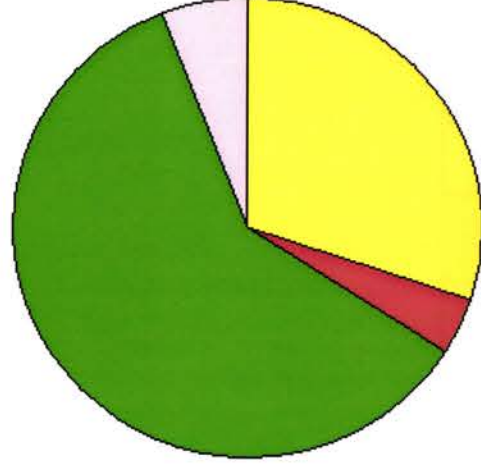
Public Service	Count	Value
<b>Total PS Value</b>	<b>4</b>	<b>131,886</b>
TIF Increment Value		
Net Assessed		131,886

**District Totals**

Total Gross Value	441,141
Homestead Loss	20,945
Other Exemption Loss	14,843
TIF Increment Value	
Retained TIF Value	
Net Assessed Value	405,353

Net Assessed Under Protest

\* Public Service Protections Values are not included on this report.



Real	Count	Value
Agricultural	0	0
Commercial	9	493
Residential	798	191,327
<b>Total Real Value</b>	<b>807</b>	<b>191,820</b>
Homestead	18	19,478
Veteran	2	19,674
Other	0	0
<b>Total Exempt</b>	<b>23</b>	<b>39,152</b>

<b>TIF Increment Value</b>		<b>152,668</b>
<b>Net Assessed</b>		
<b>Net Assessed Under Protest</b>		
Senior Freeze	10	34,958
Capped Parcels	741	211,397

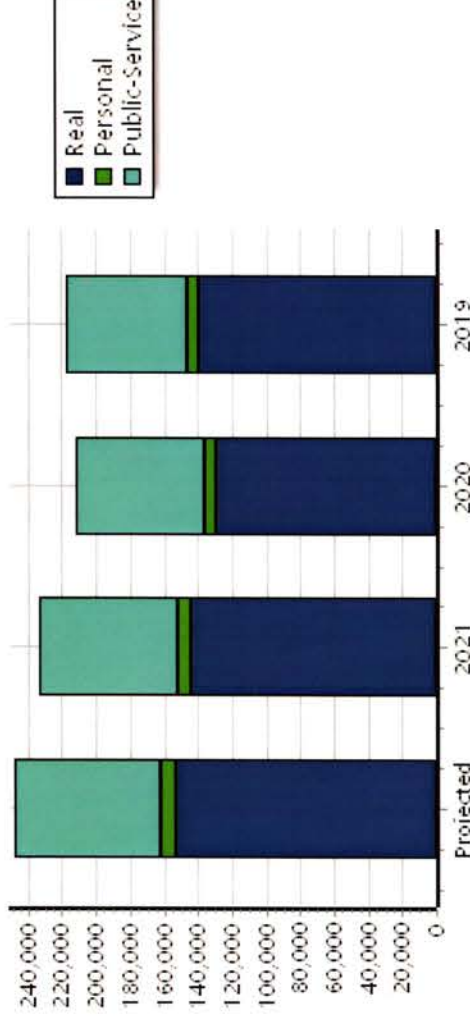

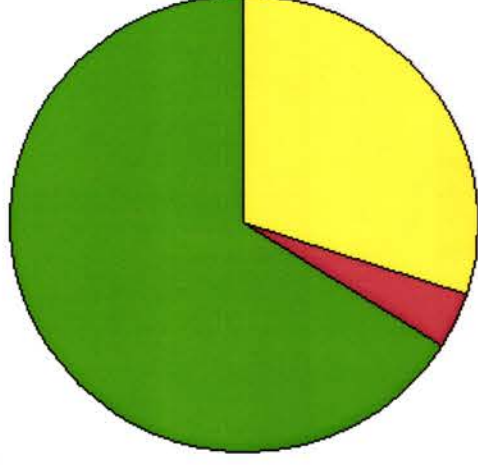
Personal	Count	Value
Agricultural	1	41
Commercial	3	112
Mobile Home	5	9,307
<b>Total Personal</b>	<b>9</b>	<b>9,460</b>
<b>Total Exempt</b>	<b>0</b>	<b>0</b>

<b>TIF Increment Value</b>		<b>9,460</b>
<b>Net Assessed</b>		
<b>Net Assessed Under Protest</b>		

Public Service	Count	Value
<b>Total PS Value</b>	<b>4</b>	<b>85,529</b>
<b>TIF Increment Value</b>		
<b>Net Assessed</b>		<b>85,529</b>

District Totals	
Total Gross Value	286,809
Homestead Loss	19,478
Other Exemption Loss	19,674
<b>TIF Increment Value</b>	
<b>Retained TIF Value</b>	
<b>Net Assessed Value</b>	<b>247,657</b>

**Net Assessed Under Protest**  
 \*Public Service Proteasts Values are not included on this report.



Real	Count	Value
Agricultural	4,735	39,275,970
Commercial	901	28,641,460
Residential	20,421	192,343,620
<b>Total Real Value</b>	<b>26,057</b>	<b>260,261,050</b>
Homestead	7,761	8,169,314
Veteran	451	7,579,566
Other	0	0
<b>Total Exempt</b>	<b>8,658</b>	<b>15,748,880</b>

**TIF Increment Value**

Net Assessed 244,512,170

**Net Assessed Under Protest**

Senior Freeze	2,741	20,910,044
Capped Parcels	18,446	136,515,146

Personal	Count	Value
Agricultural	883	1,679,585
Commercial	1,216	16,186,362
Mobile Home	896	3,666,175
<b>Total Personal</b>	<b>2,995</b>	<b>21,532,122</b>
<b>Total Exempt</b>	<b>117</b>	<b>950,692</b>

**TIF Increment Value**

Net Assessed 20,581,430

**Net Assessed Under Protest**

Public Service	Count	Value
<b>Total PS Value</b>	<b>134</b>	<b>28,815,487</b>

**TIF Increment Value**

Net Assessed 28,815,487

**District Totals**

Total Gross Value	310,608,659
Homestead Loss	8,169,314
Other Exemption Loss	8,530,258

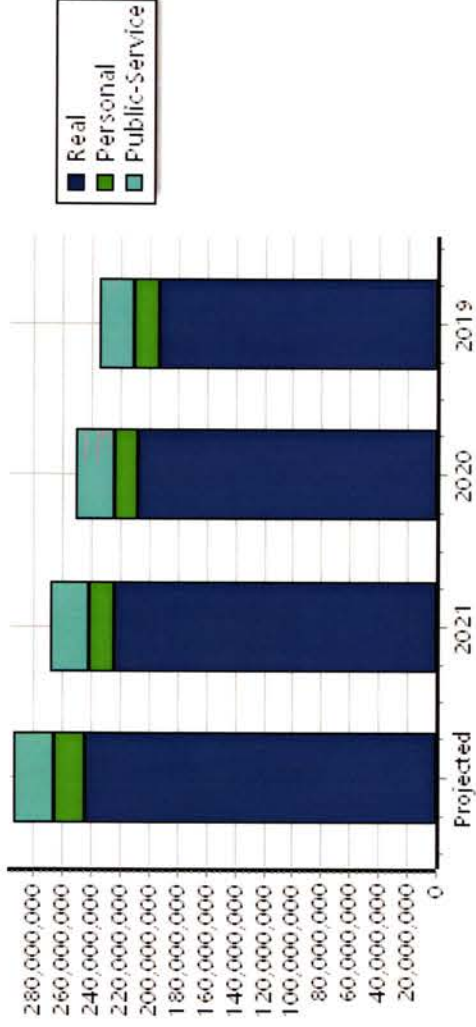
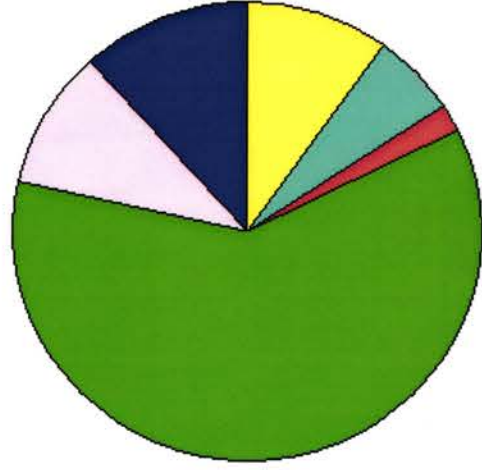
**TIF Increment Value**

**Retained TIF Value**

Net Assessed Value 293,909,087

**Net Assessed Under Protest**

\* Public Service Proteasts Values are not included on this report.





Real	Count	Value
Agricultural	226	983,819
Commercial	0	0
Residential	2,099	1,744,294
<b>Total Real Value</b>	<b>2,325</b>	<b>2,728,113</b>
Homestead	137	141,877
Veteran	6	73,715
Other	0	0
<b>Total Exempt</b>	<b>156</b>	<b>215,592</b>

<b>TIF Increment Value</b>		<b>2,512,521</b>
<b>Net Assessed</b>		
<b>Net Assessed Under Protest</b>		
Senior Freeze	64	376,081
Capped Parcels	1,983	1,477,978

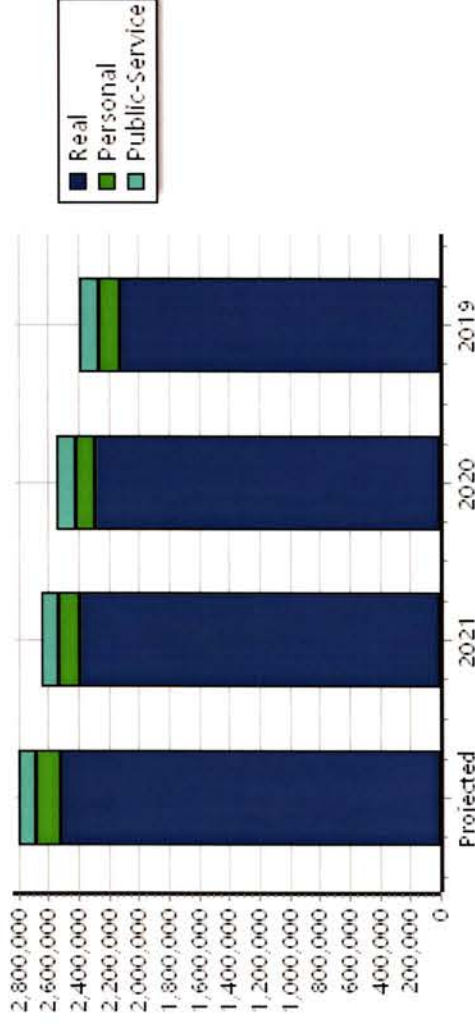
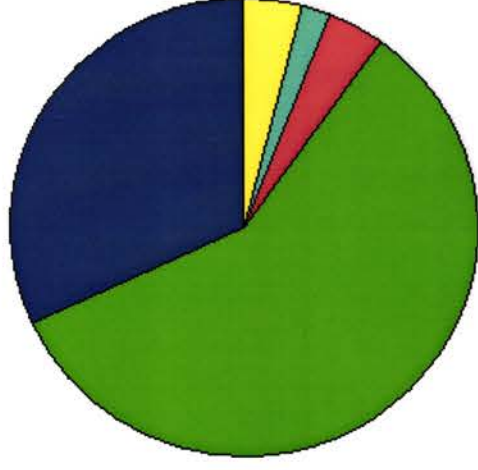
Personal	Count	Value
Agricultural	19	13,034
Commercial	37	31,594
Mobile Home	31	131,635
<b>Total Personal</b>	<b>87</b>	<b>176,263</b>
<b>Total Exempt</b>	<b>5</b>	<b>2,743</b>

<b>TIF Increment Value</b>		<b>173,520</b>
<b>Net Assessed</b>		
<b>Net Assessed Under Protest</b>		

Public Service	Count	Value
<b>Total PS Value</b>	<b>6</b>	<b>110,997</b>
<b>TIF Increment Value</b>		
<b>Net Assessed</b>		<b>110,997</b>

<b>District Totals</b>		
Total Gross Value		3,015,373
Homestead Loss		141,877
Other Exemption Loss		76,458
<b>TIF Increment Value</b>		
<b>Retained TIF Value</b>		
<b>Net Assessed Value</b>		<b>2,797,038</b>

**Net Assessed Under Protest**  
 \* Public Service Proteasts Values are not included on this report.

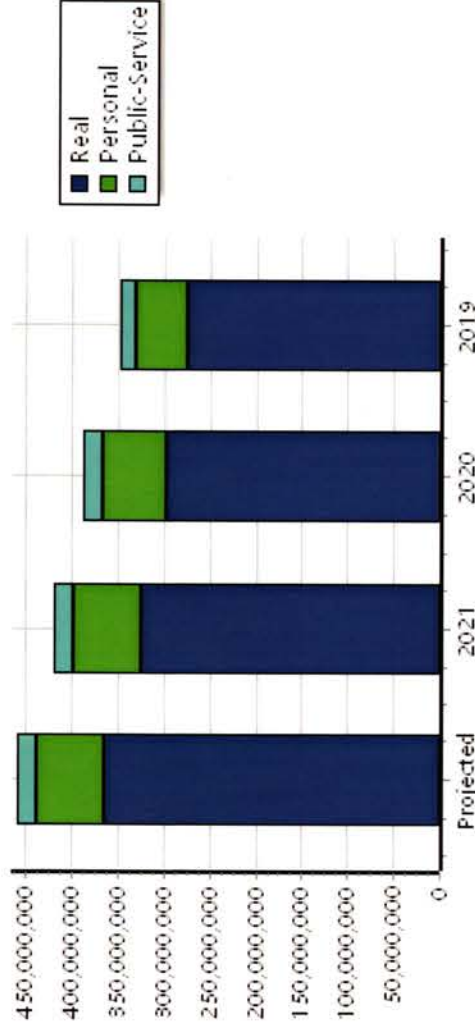
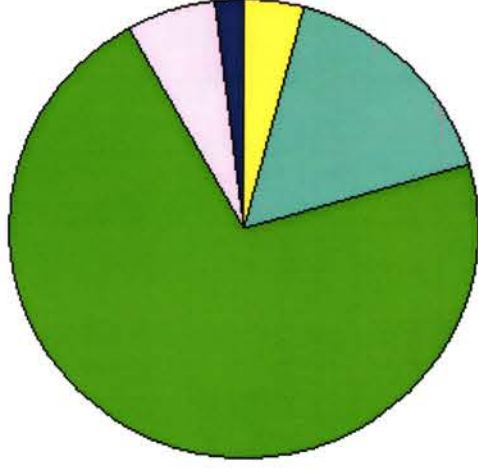


Real	Count	Value
Agricultural	970	11,401,080
Commercial	381	31,474,097
Residential	16,845	339,430,847
<b>Total Real Value</b>	<b>18,196</b>	<b>382,306,024</b>
Homestead	8,828	9,031,111
Veteran	330	7,733,561
Other	0	0
<b>Total Exempt</b>	<b>9,366</b>	<b>16,764,672</b>
<b>TIF Increment Value</b>		<b>388,748</b>
<b>Net Assessed</b>		<b>365,152,604</b>
<b>Net Assessed Under Protest</b>		
Senior Freeze	1,969	17,735,656
Capped Parcels	13,033	87,098,402

Personal	Count	Value
Agricultural	166	316,779
Commercial	474	72,471,047
Mobile Home	716	3,143,928
<b>Total Personal</b>	<b>1,356</b>	<b>75,931,754</b>
<b>Total Exempt</b>	<b>61</b>	<b>3,782,614</b>
<b>TIF Increment Value</b>		<b>0</b>
<b>Net Assessed</b>		<b>72,149,140</b>
<b>Net Assessed Under Protest</b>		
<b>Public Service</b>		
<b>Total PS Value</b>	<b>77</b>	<b>21,543,246</b>
<b>TIF Increment Value</b>		<b>0</b>
<b>Net Assessed</b>		<b>21,543,246</b>

District Totals	Count	Value
Total Gross Value		479,781,024
Homestead Loss		9,031,111
Other Exemption Loss		11,516,175
<b>TIF Increment Value</b>		<b>388,748</b>
<b>Retained TIF Value</b>		<b>0</b>
<b>Net Assessed Value</b>		<b>458,844,990</b>
<b>Net Assessed Under Protest</b>		

\* Public Service Protests Values are not included on this report.



TIF Project Summary

Code	Description	Expires	Base Value	Increment Value	Retained Inc	Total Value
1	BROKEN ARROW TIF	2030	1,633	388,748	0	390,381
<b>Total TIF Valuation :</b>						<b>390,381</b>

Real	Count	Value
Agricultural	5,931	51,660,869
Commercial	1,282	60,115,557
Residential	39,365	533,518,761
<b>Total Real Value</b>	<b>46,578</b>	<b>645,295,187</b>
Homestead	16,726	17,342,302
Veteran	787	15,386,842
Other	0	0
<b>Total Exempt</b>	<b>18,180</b>	<b>32,729,144</b>
<b>TIF Increment Value</b>		<b>388,748</b>
<b>Net Assessed</b>		<b>612,177,295</b>

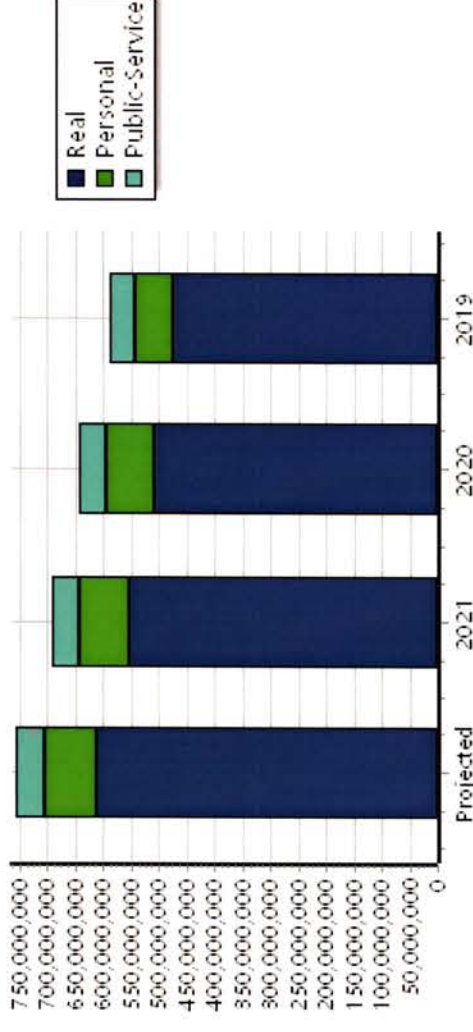
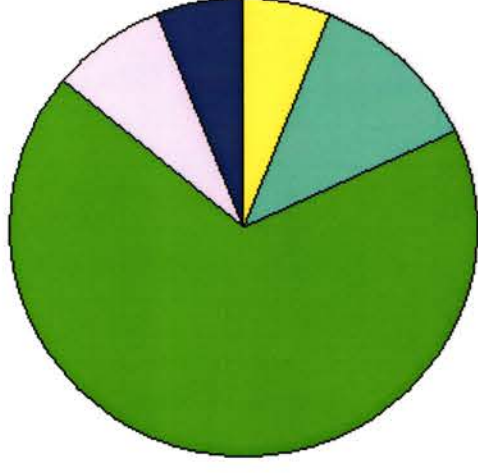
Net Assessed Under Protest		
Senior Freeze	4,774	39,021,781
Capped Parcels	33,466	225,101,798

Personal	Count	Value
Agricultural	1,068	2,009,398
Commercial	1,727	88,689,003
Mobile Home	1,643	6,941,738
<b>Total Personal</b>	<b>4,438</b>	<b>97,640,139</b>
<b>Total Exempt</b>	<b>183</b>	<b>4,736,049</b>
<b>TIF Increment Value</b>		<b>0</b>
<b>Net Assessed</b>		<b>92,904,090</b>

Net Assessed Under Protest		
Public Service	Count	Value
<b>Total PS Value</b>	<b>217</b>	<b>50,469,730</b>
<b>TIF Increment Value</b>		<b>0</b>
<b>Net Assessed</b>		<b>50,469,730</b>

District Totals		
Total Gross Value		793,405,056
Homestead Loss		17,342,302
Other Exemption Loss		20,122,891
<b>TIF Increment Value</b>		<b>388,748</b>
<b>Retained TIF Value</b>		<b>0</b>
<b>Net Assessed Value</b>		<b>755,551,115</b>

**Net Assessed Under Protest**  
 \* Public Service Protections Values are not included on this report.



**TIF Project Summary**

Code	Description	Expires	Base Value	Increment Value	Retained Inc	Total Value
1	BROKEN ARROW TIF	2030	1,633	388,748	0	390,381
<b>Total TIF Valuation :</b>						<b>390,381</b>



Real	Count	Value
Agricultural	1,590	17,458,271
Commercial	287	13,224,391
Residential	7,080	117,840,349
<b>Total Real Value</b>	<b>8,957</b>	<b>148,523,011</b>
Homestead	3,736	3,886,512
Veteran	174	3,798,341
Other	0	0
<b>Total Exempt</b>	<b>4,066</b>	<b>7,684,853</b>

**TIF Increment Value**

**Net Assessed** 140,838,158

**Net Assessed Under Protest**

Senior Freeze	959	8,915,486
Capped Parcels	6,364	45,113,446

Personal	Count	Value
Agricultural	298	703,562
Commercial	326	6,863,255
Mobile Home	208	1,065,751
<b>Total Personal</b>	<b>832</b>	<b>8,632,568</b>
<b>Total Exempt</b>	<b>36</b>	<b>21,753</b>

**TIF Increment Value**

**Net Assessed** 8,610,815

**Net Assessed Under Protest**

Public Service	Count	Value
<b>Total PS Value</b>	<b>32</b>	<b>8,209,791</b>

**TIF Increment Value**

**Net Assessed** 8,209,791

**District Totals**

<b>Total Gross Value</b>	<b>165,365,370</b>
Homestead Loss	3,886,512
Other Exemption Loss	3,820,094

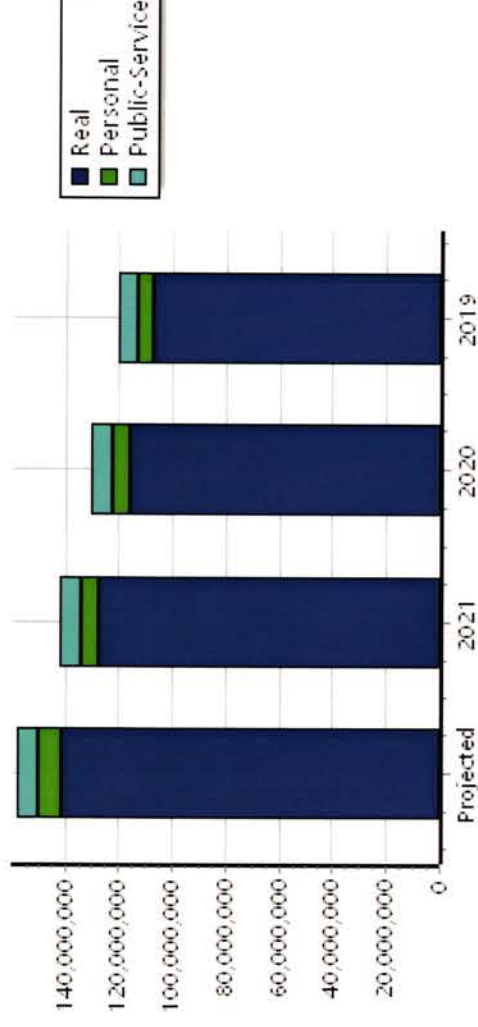
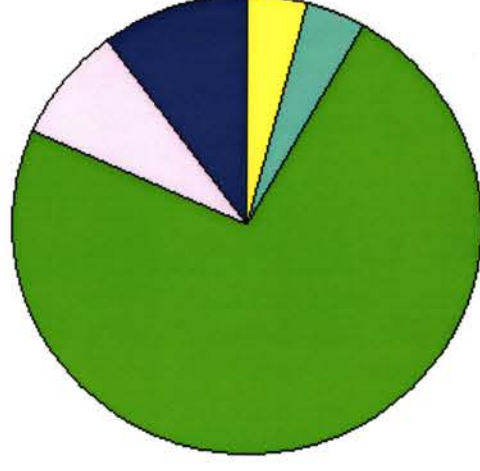
**TIF Increment Value**

**Retained TIF Value**

**Net Assessed Value** 157,658,764

**Net Assessed Under Protest**

\* Public Service Protests Values are not included on this report.



Real	Count	Value
Agricultural	912	7,013,232
Commercial	494	13,635,187
Residential	7,461	54,890,756
<b>Total Real Value</b>	<b>8,867</b>	<b>75,539,175</b>
Homestead	2,532	2,712,272
Veteran	170	2,159,122
Other	0	0
<b>Total Exempt</b>	<b>2,896</b>	<b>4,871,394</b>

TIF Increment Value

Net Assessed 70,667,781

Net Assessed Under Protest

Senior Freeze	1,247	8,595,710
Capped Parcels	5,836	43,812,888

Personal	Count	Value
Agricultural	209	529,654
Commercial	737	7,278,948
Mobile Home	356	1,056,806
<b>Total Personal</b>	<b>1,302</b>	<b>8,865,408</b>
<b>Total Exempt</b>	<b>44</b>	<b>914,796</b>

TIF Increment Value

Net Assessed 7,950,612

Net Assessed Under Protest

Public Service	Count	Value
<b>Total PS Value</b>	<b>30</b>	<b>10,899,916</b>

TIF Increment Value

Net Assessed 10,899,916

**District Totals**

Total Gross Value	95,304,499
Homestead Loss	2,712,272
Other Exemption Loss	3,073,918

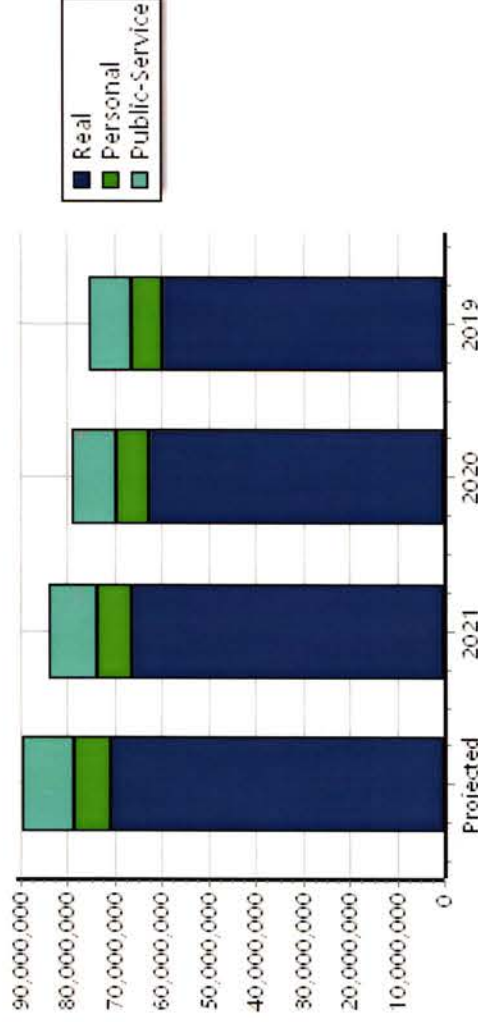

TIF Increment Value

Retained TIF Value

Net Assessed Value 89,518,309

Net Assessed Under Protest

\* Public Service Protections Values are not included on this report.



Real	Count	Value
Agricultural	490	3,409,763
Commercial	36	554,261
Residential	1,688	8,044,907
<b>Total Real Value</b>	<b>2,214</b>	<b>12,008,931</b>
Homestead	571	605,638
Veteran	44	638,378
Other	0	0
<b>Total Exempt</b>	<b>657</b>	<b>1,244,016</b>

TIF Increment Value

Net Assessed 10,764,915

Net Assessed Under Protest

Senior Freeze	218	1,495,810
Capped Parcels	1,576	39,095,707

Personal	Count	Value
Agricultural	98	140,638
Commercial	47	448,603
Mobile Home	102	472,495
<b>Total Personal</b>	<b>247</b>	<b>1,061,736</b>
Total Exempt	9	3,263

TIF Increment Value

Net Assessed 1,058,473

Net Assessed Under Protest

Public Service	Count	Value
Total PS Value	23	4,866,818

TIF Increment Value

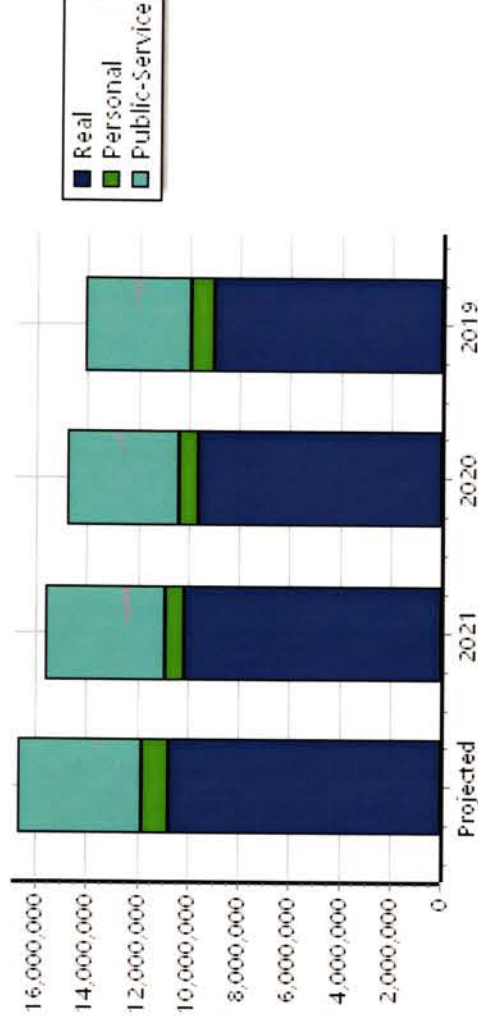
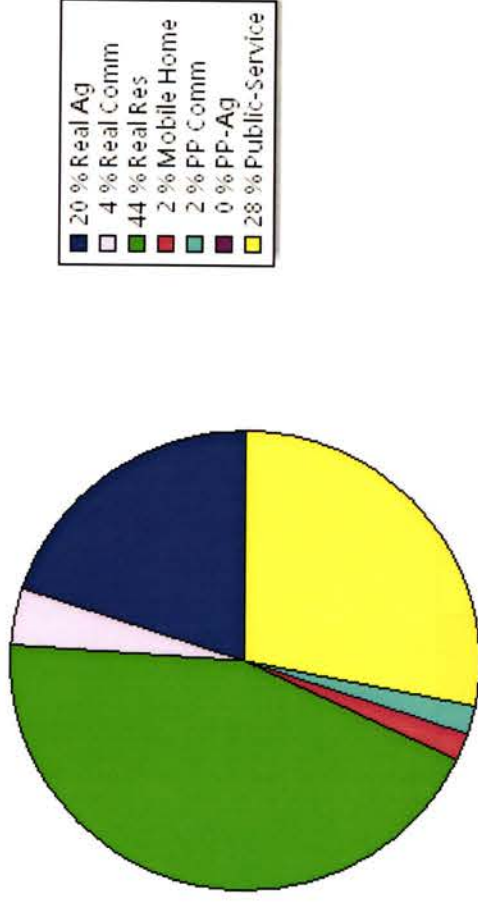
Net Assessed 4,866,818

**District Totals**

Total Gross Value	17,937,485
Homestead Loss	605,638
Other Exemption Loss	641,641
TIF Increment Value	
Retained TIF Value	
Net Assessed Value	16,690,206

Net Assessed Under Protest

\* Public Service Proteests Values are not included on this report.





Real	Count	Value
Agricultural	284	1,483,426
Commercial	6	122,240
Residential	269	2,900,946
<b>Total Real Value</b>	<b>559</b>	<b>4,506,612</b>
Homestead	146	154,370
Veteran	14	243,673
Other	0	0
<b>Total Exempt</b>	<b>169</b>	<b>398,043</b>

<b>TIF Increment Value</b>		<b>4,108,569</b>
<b>Net Assessed</b>		<b>4,108,569</b>
<b>Net Assessed Under Protest</b>		
Senior Freeze	45	392,265
Capped Parcels	319	1,815,725

Personal	Count	Value
Agricultural	34	31,741
Commercial	18	520,465
Mobile Home	49	291,459
<b>Total Personal</b>	<b>101</b>	<b>843,665</b>
<b>Total Exempt</b>	<b>0</b>	<b>0</b>

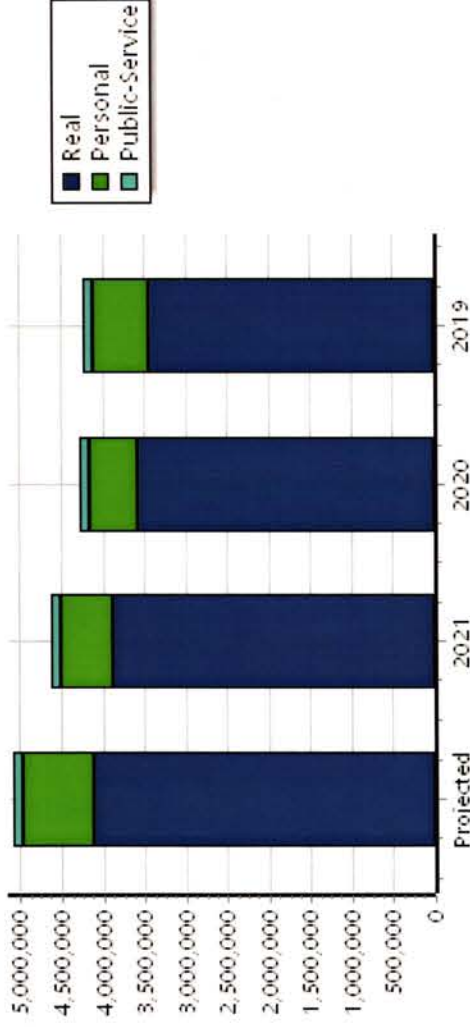

<b>TIF Increment Value</b>		<b>843,665</b>
<b>Net Assessed</b>		<b>843,665</b>
<b>Net Assessed Under Protest</b>		

Public Service	Count	Value
<b>Total PS Value</b>	<b>10</b>	<b>126,594</b>
<b>TIF Increment Value</b>		<b>126,594</b>
<b>Net Assessed</b>		<b>126,594</b>

District Totals	
Total Gross Value	5,476,871
Homestead Loss	154,370
Other Exemption Loss	243,673
<b>TIF Increment Value</b>	
<b>Retained TIF Value</b>	
<b>Net Assessed Value</b>	<b>5,078,828</b>

<b>Net Assessed Under Protest</b>	
-----------------------------------	--

\* Public Service Protections Values are not included on this report.



Real	Count	Value
Agricultural	43	199,206
Commercial	0	0
Residential	54	509,277
<b>Total Real Value</b>	<b>97</b>	<b>708,483</b>
Homestead	32	32,614
Veteran	2	40,055
Other	0	0
<b>Total Exempt</b>	<b>35</b>	<b>72,669</b>

**TIF Increment Value**

**Net Assessed 635,814**

**Net Assessed Under Protest**

Senior Freeze	13	67,705
Capped Parcels	66	217,837

Personal	Count	Value
Agricultural	6	5,009
Commercial	2	1,175
Mobile Home	10	41,402
<b>Total Personal</b>	<b>18</b>	<b>47,586</b>
<b>Total Exempt</b>	<b>0</b>	<b>0</b>

**TIF Increment Value**

**Net Assessed 47,586**

**Net Assessed Under Protest**

Public Service	Count	Value
<b>Total PS Value</b>	<b>7</b>	<b>755,384</b>

**TIF Increment Value**

**Net Assessed 755,384**

**District Totals**

Total Gross Value	1,511,453
Homestead Loss	32,614
Other Exemption Loss	40,055

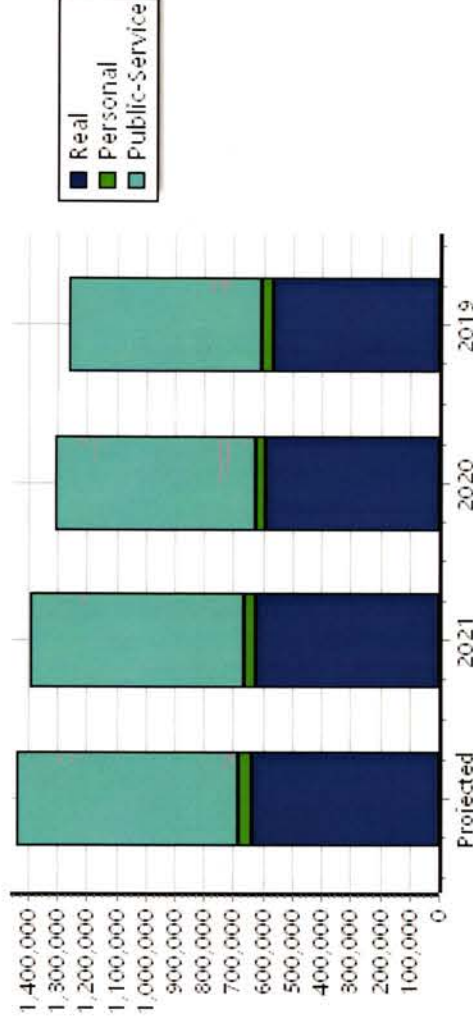
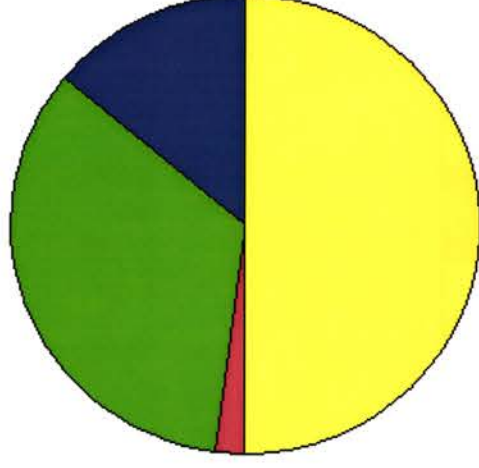
**TIF Increment Value**

**Retained TIF Value**

**Net Assessed Value 1,438,784**

**Net Assessed Under Protest**

\* Public Service Protests Values are not included on this report.



Real	Count	Value
Agricultural	211	1,606,969
Commercial	67	5,709,634
Residential	1,225	13,709,820
<b>Total Real Value</b>	<b>1,503</b>	<b>21,026,423</b>
Homestead	589	617,000
Veteran	17	214,314
Other	0	0
<b>Total Exempt</b>	<b>634</b>	<b>831,314</b>

TIF Increment Value  
 Net Assessed 20,195,109

**Net Assessed Under Protest**  
 Senior Freeze 188 1,598,551  
 Capped Parcels 1,040 6,956,612

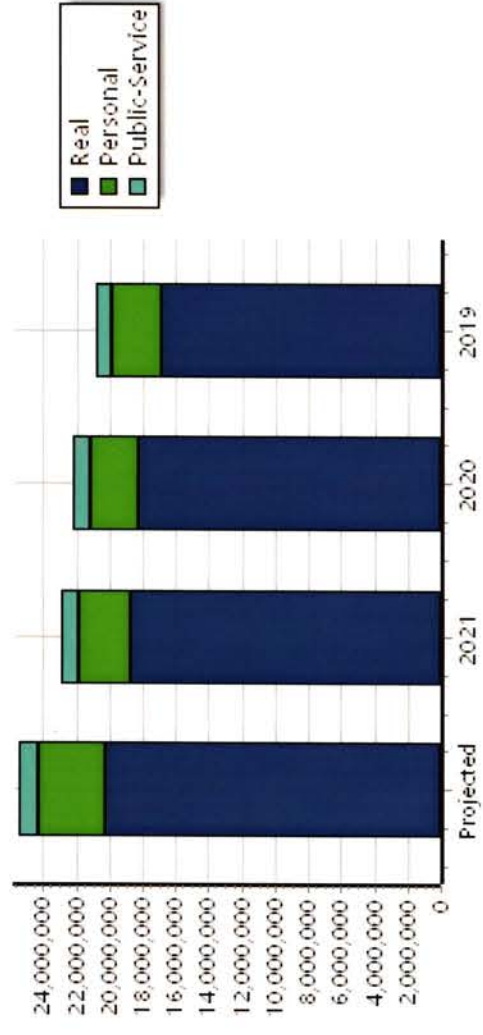
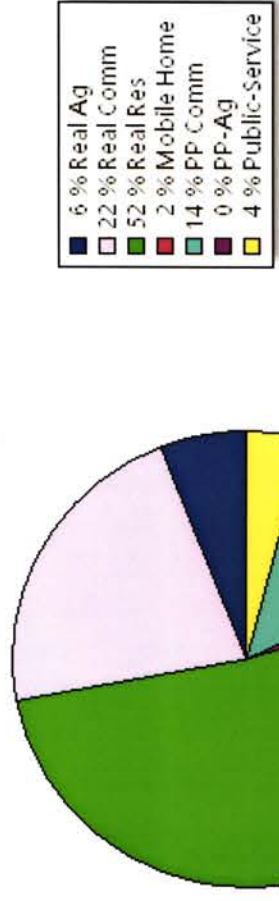
Personal	Count	Value
Agricultural	25	11,209
Commercial	81	3,646,201
Mobile Home	154	669,601
<b>Total Personal</b>	<b>260</b>	<b>4,327,011</b>
<b>Total Exempt</b>	<b>5</b>	<b>210,597</b>

TIF Increment Value  
 Net Assessed 4,116,414  
 Net Assessed Under Protest

Public Service	Count	Value
<b>Total PS Value</b>	<b>23</b>	<b>1,121,696</b>
TIF Increment Value		
<b>Net Assessed</b>		<b>1,121,696</b>

District Totals	Value
Total Gross Value	26,475,130
Homestead Loss	617,000
Other Exemption Loss	424,911
<b>TIF Increment Value</b>	
<b>Retained TIF Value</b>	
<b>Net Assessed Value</b>	<b>25,433,219</b>

**Net Assessed Under Protest**  
 \* Public Service Protests Values are not included on this report.





Real	Count	Value
Agricultural	36	247,582
Commercial	0	0
Residential	9	66,096
<b>Total Real Value</b>	<b>45</b>	<b>313,678</b>
Homestead	10	11,000
Veteran	0	0
Other	0	0
<b>Total Exempt</b>	<b>11</b>	<b>11,000</b>

**TIF Increment Value**

**Net Assessed 302,678**

**Net Assessed Under Protest**

Senior Freeze	4	39,244
Capped Parcels	36	147,417

Personal	Count	Value
Agricultural	3	485
Commercial	3	178
Mobile Home	3	11,745
<b>Total Personal</b>	<b>9</b>	<b>12,408</b>
<b>Total Exempt</b>	<b>1</b>	<b>143</b>

**TIF Increment Value**

**Net Assessed 12,265**

**Net Assessed Under Protest**

Public Service	Count	Value
<b>Total PS Value</b>	<b>1</b>	<b>13,747</b>

**TIF Increment Value**

**Net Assessed 13,747**

**District Totals**

Total Gross Value	339,833
Homestead Loss	11,000
Other Exemption Loss	143

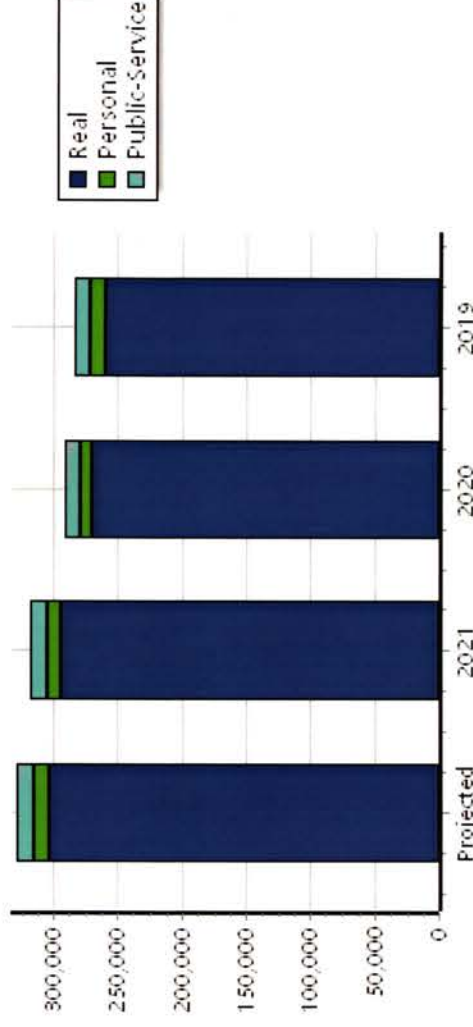
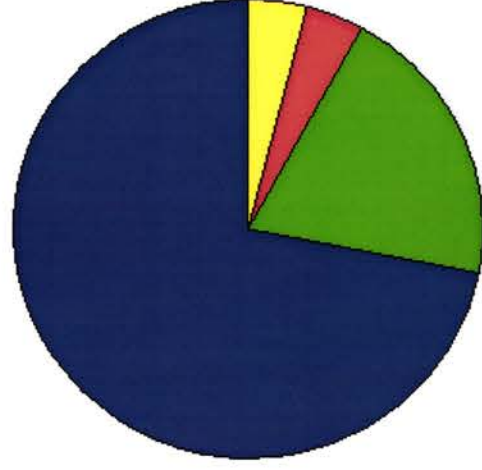
**TIF Increment Value**

**Retained TIF Value**

**Net Assessed Value 328,690**

**Net Assessed Under Protest**

\* Public Service Protests Values are not included on this report.



Real	Count	Value
Agricultural	11	76,203
Commercial	0	0
Residential	5	34,234
<b>Total Real Value</b>	<b>16</b>	<b>110,437</b>
Homestead	3	3,000
Veteran	0	0
Other	0	0
<b>Total Exempt</b>	<b>3</b>	<b>3,000</b>

TIF Increment Value

Net Assessed 107,437

Net Assessed Under Protest

Senior Freeze	3	36,551
Capped Parcels	8	45,971

Personal	Count	Value
Agricultural	1	341
Commercial	4	97
Mobile Home	1	1,253
<b>Total Personal</b>	<b>6</b>	<b>1,691</b>
<b>Total Exempt</b>	<b>0</b>	<b>0</b>

TIF Increment Value

Net Assessed 1,691

Net Assessed Under Protest

Public Service	Count	Value
<b>Total PS Value</b>	<b>11</b>	<b>121,774</b>

TIF Increment Value

Net Assessed 121,774

**District Totals**

Total Gross Value	233,902
Homestead Loss	3,000
Other Exemption Loss	0

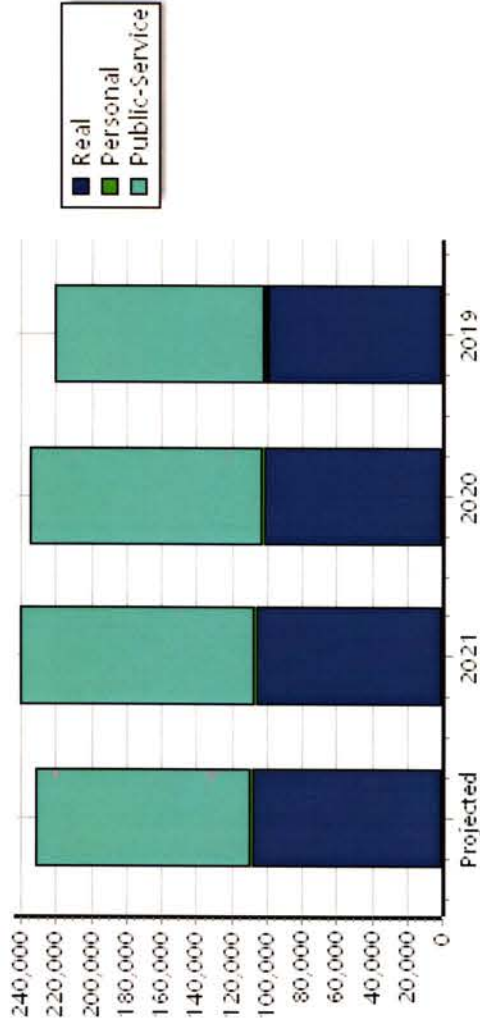

TIF Increment Value

Retained TIF Value

Net Assessed Value 230,902

Net Assessed Under Protest

\* Public Service Protections Values are not included on this report.



S0T3 BROKEN ARROW SCHOOL

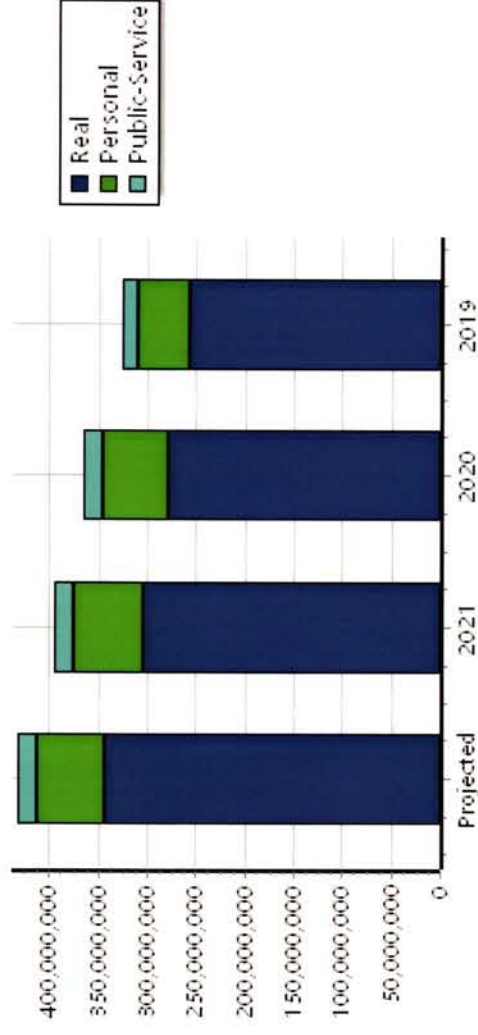
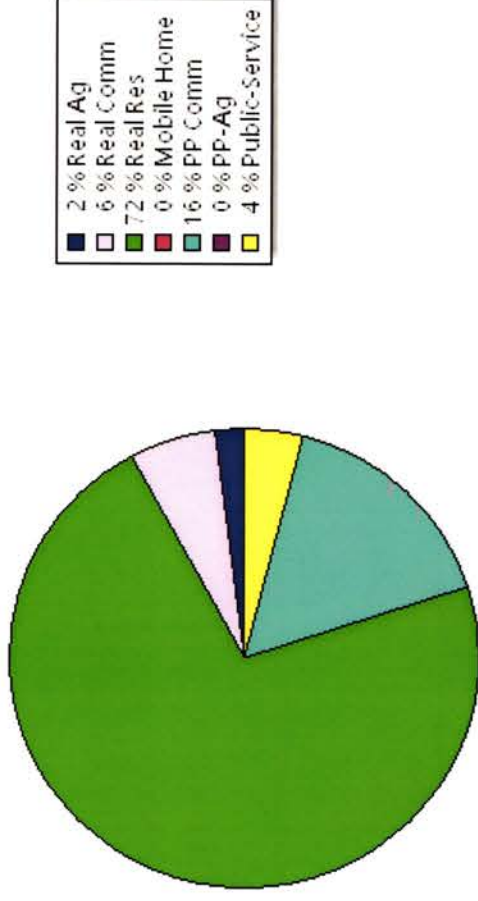
District Type : School

Real	Count	Value
Agricultural	748	9,717,908
Commercial	314	25,764,463
Residential	15,528	324,203,222
<b>Total Real Value</b>	<b>16,590</b>	<b>359,685,593</b>
Homestead	8,191	8,366,111
Veteran	312	7,492,003
Other	0	0
<b>Total Exempt</b>	<b>8,683</b>	<b>15,858,114</b>
<b>TIF Increment Value</b>		<b>388,748</b>
<b>Net Assessed</b>		<b>343,438,731</b>
<b>Net Assessed Under Protest</b>		
Senior Freeze	1,771	16,021,845
Capped Parcels	11,932	79,867,727

Personal	Count	Value
Agricultural	140	305,229
Commercial	385	68,797,483
Mobile Home	561	2,473,074
<b>Total Personal</b>	<b>1,086</b>	<b>71,575,786</b>
<b>Total Exempt</b>	<b>56</b>	<b>3,572,017</b>
<b>TIF Increment Value</b>		<b>0</b>
<b>Net Assessed</b>		<b>68,003,769</b>
<b>Net Assessed Under Protest</b>		
<b>Public Service</b>	<b>Count</b>	<b>Value</b>
<b>Total PS Value</b>	<b>41</b>	<b>20,228,128</b>
<b>TIF Increment Value</b>		<b>0</b>
<b>Net Assessed</b>		<b>20,228,128</b>

District Totals	
Total Gross Value	451,489,507
Homestead Loss	8,366,111
Other Exemption Loss	11,064,020
<b>TIF Increment Value</b>	<b>388,748</b>
<b>Retained TIF Value</b>	<b>0</b>
<b>Net Assessed Value</b>	<b>431,670,628</b>
<b>Net Assessed Under Protest</b>	<b>0</b>

\* Public Service Proteests Values are not included on this report.



TIF Project Summary

Code	Description	Expires	Base Value	Increment Value	Retained Inc	Total Value
1	BROKEN ARROW TIF	2030	1,633	388,748	0	390,381
<b>Total TIF Valuation :</b>						<b>390,381</b>



Real	Count	Value
Agricultural	0	0
Commercial	0	0
Residential	87	1,483,571
<b>Total Real Value</b>	<b>87</b>	<b>1,483,571</b>
Homestead	45	45,000
Veteran	1	27,244
Other	0	0
<b>Total Exempt</b>	<b>46</b>	<b>72,244</b>

TIF Increment Value  
 Net Assessed 1,411,327

Net Assessed Under Protest  
 Senior Freeze 7 78,709  
 Capped Parcels 53 228,092

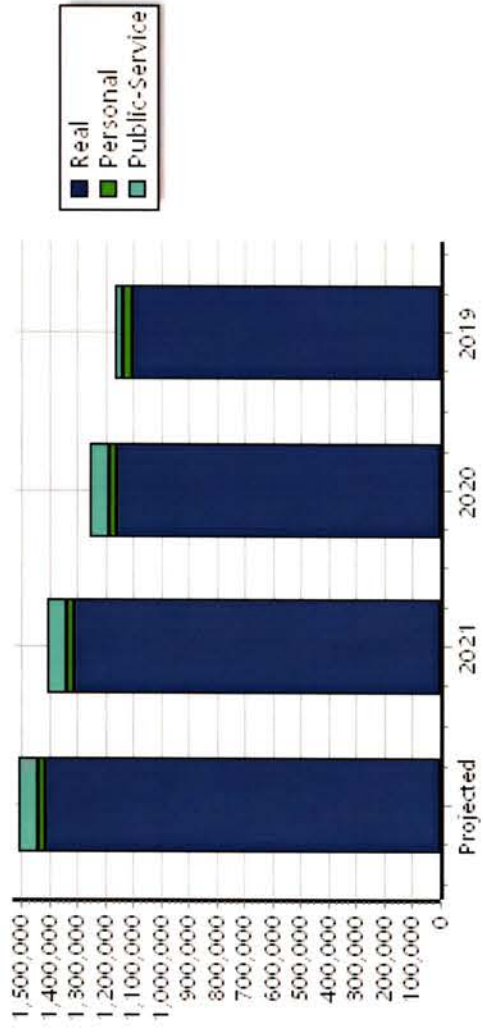
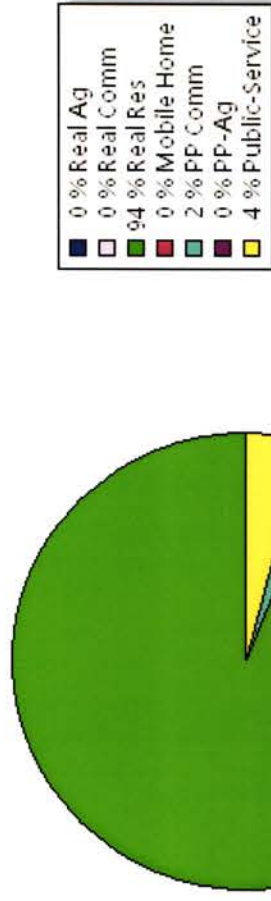
Personal	Count	Value
Agricultural	0	0
Commercial	4	27,266
Mobile Home	0	0
<b>Total Personal</b>	<b>4</b>	<b>27,266</b>
<b>Total Exempt</b>	<b>0</b>	<b>0</b>

TIF Increment Value  
 Net Assessed 27,266

Net Assessed Under Protest  
 Public Service Count 2 Value 71,648  
 TIF Increment Value  
 Net Assessed 71,648

**District Totals**  
 Total Gross Value 1,582,485  
 Homestead Loss 45,000  
 Other Exemption Loss 27,244  
**TIF Increment Value**  
 Retained TIF Value  
 Net Assessed Value 1,510,241

Net Assessed Under Protest  
 \* Public Service Protections Values are not included on this report.



Real	Count	Value
Agricultural	1,416	9,712,072
Commercial	78	1,105,381
Residential	3,869	8,157,385
<b>Total Real Value</b>	<b>5,363</b>	<b>18,974,838</b>
Homestead	744	777,908
Veteran	47	699,997
Other	0	0
<b>Total Exempt</b>	<b>835</b>	<b>1,477,905</b>

**TIF Increment Value**

**Net Assessed 17,496,933**

**Net Assessed Under Protest**

Senior Freeze	259	1,443,068
Capped Parcels	4,285	6,459,543

Personal	Count	Value
Agricultural	238	268,981
Commercial	86	1,073,916
Mobile Home	171	738,262
<b>Total Personal</b>	<b>495</b>	<b>2,081,159</b>
<b>Total Exempt</b>	<b>28</b>	<b>10,880</b>

**TIF Increment Value**

**Net Assessed 2,070,279**

**Net Assessed Under Protest**

Public Service	Count	Value
<b>Total PS Value</b>	<b>32</b>	<b>3,956,984</b>

**TIF Increment Value**

**Net Assessed 3,956,984**

**District Totals**

Total Gross Value	25,012,981
Homestead Loss	777,908
Other Exemption Loss	710,877

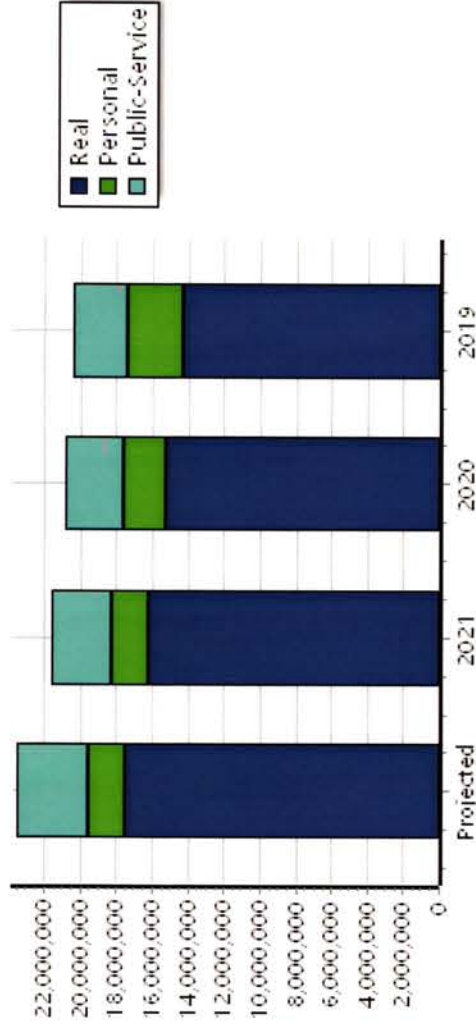
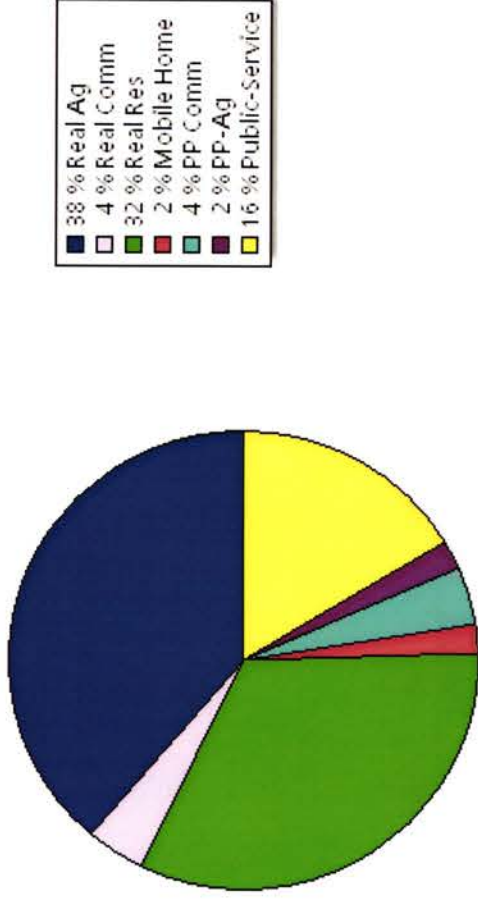
**TIF Increment Value**

**Retained TIF Value**

**Net Assessed Value 23,524,196**

**Net Assessed Under Protest**

\* Public Service Protests Values are not included on this report.



Real	Count	Value
Agricultural	169	344,379
Commercial	0	0
Residential	241	252,933
<b>Total Real Value</b>	<b>410</b>	<b>597,312</b>
Homestead	33	35,209
Veteran	2	6,486
Other	0	0
<b>Total Exempt</b>	<b>39</b>	<b>41,695</b>

**TIF Increment Value**

**Net Assessed** 555,617

**Net Assessed Under Protest**

Senior Freeze 15 105,610  
 Capped Parcels 209 409,685

Personal	Count	Value
Agricultural	11	8,230
Commercial	2	84
Mobile Home	10	42,367
<b>Total Personal</b>	<b>23</b>	<b>50,681</b>
<b>Total Exempt</b>	<b>2</b>	<b>2,200</b>

**TIF Increment Value**

**Net Assessed** 48,481

**Net Assessed Under Protest**

Public Service	Count	Value
<b>Total PS Value</b>	<b>2</b>	<b>25,731</b>

**TIF Increment Value**

**Net Assessed** 25,731

**District Totals**

Total Gross Value	673,724
Homestead Loss	35,209
Other Exemption Loss	8,686

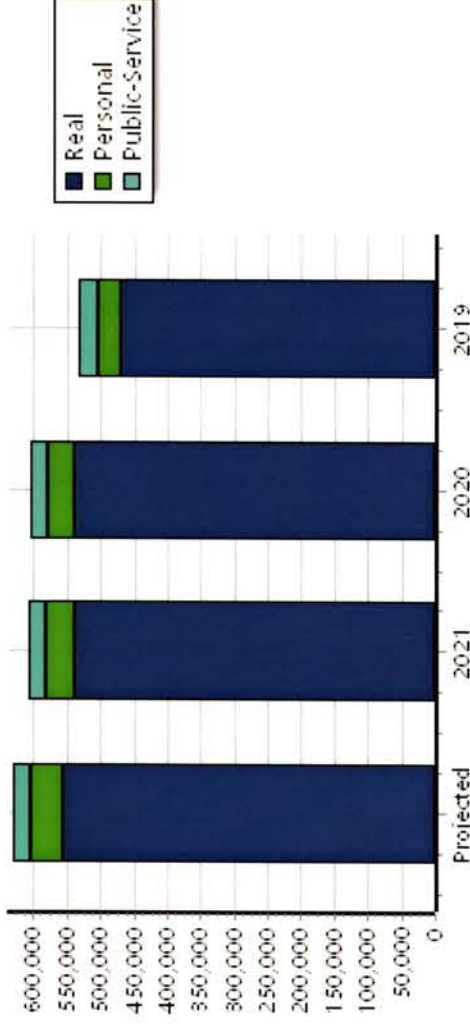
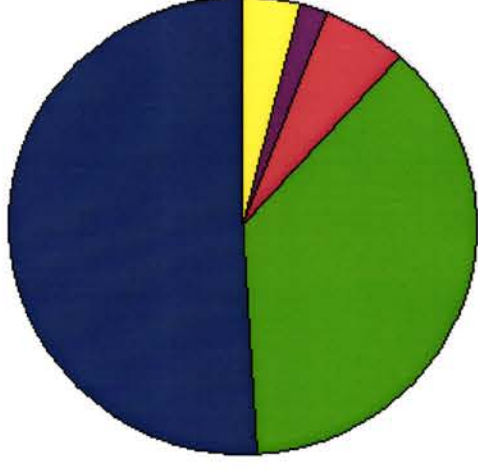
**TIF Increment Value**

**Retained TIF Value**

**Net Assessed Value** 629,829

**Net Assessed Under Protest**

\* Public Service Protests Values are not included on this report.





Real	Count	Value
Agricultural	21	391,858
Commercial	0	0
Residential	1,849	1,425,265
<b>Total Real Value</b>	<b>1,870</b>	<b>1,817,123</b>
Homestead	94	95,668
Veteran	4	67,229
Other	0	0
<b>Total Exempt</b>	<b>106</b>	<b>162,897</b>

**TIF Increment Value**

**Net Assessed 1,654,226**

**Net Assessed Under Protest**

Senior Freeze	45	231,227
Capped Parcels	1,738	920,876

Personal	Count	Value
Agricultural	5	4,319
Commercial	32	31,332
Mobile Home	18	77,523
<b>Total Personal</b>	<b>55</b>	<b>113,174</b>
<b>Total Exempt</b>	<b>2</b>	<b>400</b>

**TIF Increment Value**

**Net Assessed 112,774**

**Net Assessed Under Protest**

Public Service	Count	Value
<b>Total PS Value</b>	<b>3</b>	<b>71,519</b>

**TIF Increment Value**

**Net Assessed 71,519**

**District Totals**

Total Gross Value	2,001,816
Homestead Loss	95,668
Other Exemption Loss	67,629

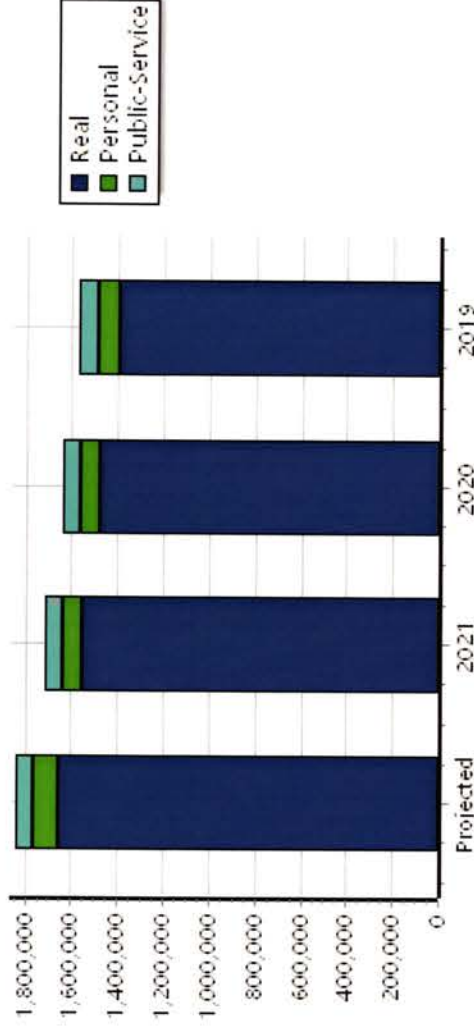
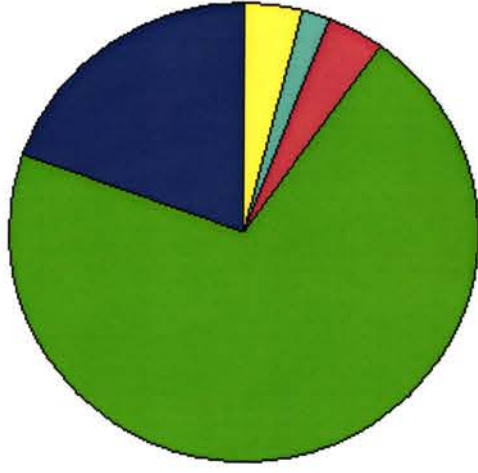
**TIF Increment Value**

**Retained TIF Value**

**Net Assessed Value 1,838,519**

**Net Assessed Under Protest**

\* Public Service Protests Values are not included on this report.



Real	Count	Value
Agricultural	0	0
Commercial	10	390,381
Residential	0	0
<b>Total Real Value</b>	<b>10</b>	<b>390,381</b>
Homestead	0	0
Veteran	0	0
Other	0	0
<b>Total Exempt</b>	<b>0</b>	<b>0</b>

TIF Base/Retained Value 1,633

Net Assessed 388,748

**Net Assessed Under Protest**

Senior Freeze	0	0
Capped Parcels	0	0

Personal	Count	Value
Agricultural	0	0
Commercial	0	0
Mobile Home	0	0
<b>Total Personal</b>	<b>0</b>	<b>0</b>
<b>Total Exempt</b>	<b>0</b>	<b>0</b>

TIF Base/Retained Value 0

Net Assessed 0

**Net Assessed Under Protest**

Public Service	Count	Value
<b>Total PS Value</b>	<b>0</b>	<b>0</b>

TIF Base/Retained Value 0



Net Assessed 0

**District Totals**

Total Gross Value	390,381
Homestead Loss	0
Other Exemption Loss	0
<b>TIF Base Value</b>	<b>1,633</b>
<b>Base Retained Value</b>	<b>388,748</b>
<b>Net Assessed Value</b>	<b>388,748</b>

**Net Assessed Under Protest**

\* Public Service Protests Values are not included on this report.



**TIF Project Summary**

Code	Description	Expires	Base Value	Increment Value	Retained Inc	Total Value
1	BROKEN ARROW TIF	2030	1,633	388,748	0	390,381
<b>Total TIF Valuation :</b>			<b>1,633</b>	<b>388,748</b>	<b>0</b>	<b>390,381</b>